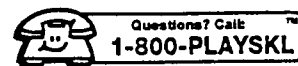




1-2-3 Swing™

Ages: 6 mos.-8 yrs.



WARNING: IMPORTANT SAFETY NOTICE

ADULT ASSEMBLY REQUIRED.

Phillips screwdriver needed for assembly (not included).

CAUTION: This product contains small parts which are necessary for assembly. Prior to and during assembly of this product, keep small parts out of children's reach. Small parts pose a choke hazard to children under 3 years.

IMPORTANT MESSAGE TO PARENTS

At Playskool, we work hard to make sure our products are reliable, safe and fun! The best way to protect your child is to supervise all use of this swing. **NEVER LEAVE YOUR CHILD UNATTENDED.**

In order to ensure that the ropes do not move during use, please follow the instructions below to secure the ropes to the swing.

Enclosed in this package is a bag with two screws and 2 washers to fasten the ropes to the bottom of the swing.

FASTENER ASSEMBLY:

1. Hold the swing upright by the top of the ropes as shown, and make sure that the ropes are level and balanced before inserting screws.
2. Flip swing over so that the bottom is facing up, and lay it on a table or floor as shown. Locate the hole on each side of bottom that the screws will go through, and mark the spot on the rope above the hole with a pencil or marker.
3. Slip the screw through the washer. Loosen and separate the threads of the rope as shown, and work the screw through the rope at the marked spot and into the hole. Repeat for other side.
4. Use a Phillips screwdriver (not included) to tighten the screws on each side. Test both sides to be sure they are secure.

WARNING:

To accommodate growing children, the Playskool 1-2-3 Swing has two size settings for the seat back.

To avoid hazards from falling, children under the age of 1 should always swing with the seat back in the more secure, inside (smaller) position.

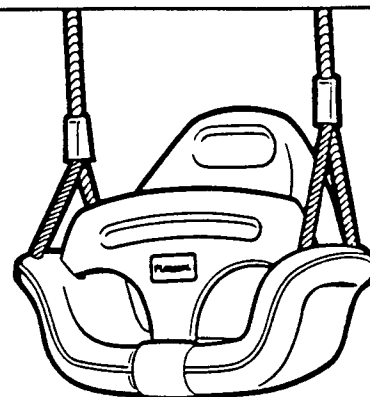
Always make sure that the restraint shield is locked and that the swing is installed over a soft surface.

Please remember to always push your infant from the front of the swing.

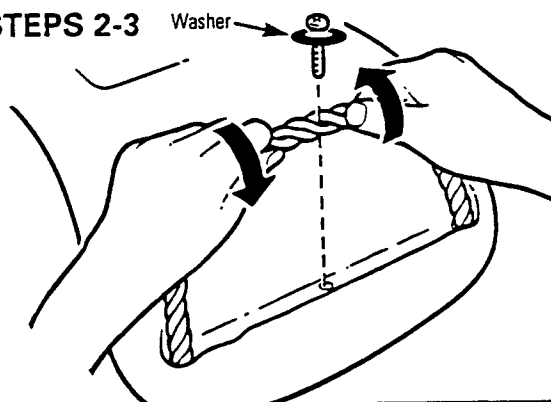
If you have any questions or comments please free to call us at 1-800-PLAYSKL™.

© 1995 Hasbro, Inc., Pawtucket, RI 02862 USA. All Rights Reserved.
U.S. Patent Pending. PRINTED IN THE USA.

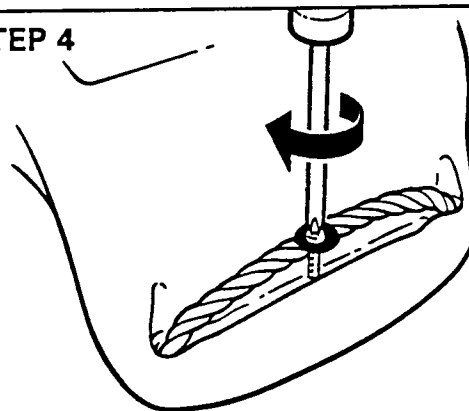
STEP 1



STEPS 2-3



STEP 4



WARNING

