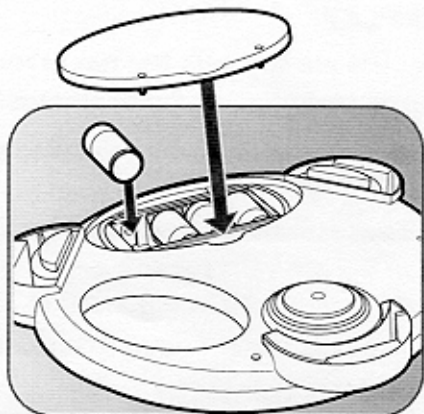


TO INSTALL BATTERIES

Use a Phillips screwdriver to loosen screws in battery compartment door (screws remain attached to door). Remove door. Insert 4 fresh "D" alkaline batteries as indicated. Replace door and tighten screws.



! CAUTION:

TO AVOID BATTERY LEAKAGE

- 1) Be sure to insert the batteries correctly and always follow the toy and battery manufacturers' instructions;
- 2) Do not mix old and new batteries or alkaline, standard (carbon-zinc) or rechargeable (nickel-cadmium) batteries;
- 3) Always remove weak or dead batteries from the product.

TO USE

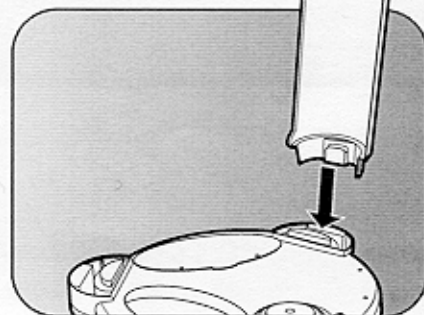
The AIR-TIVITY Table is an infant-to-toddler toy that changes as your child grows!

IT'S A FLOOR TOY FOR INFANTS...

Simply place the toy (without legs) on the floor.

...AND A TABLE TOY FOR TODDLERS!

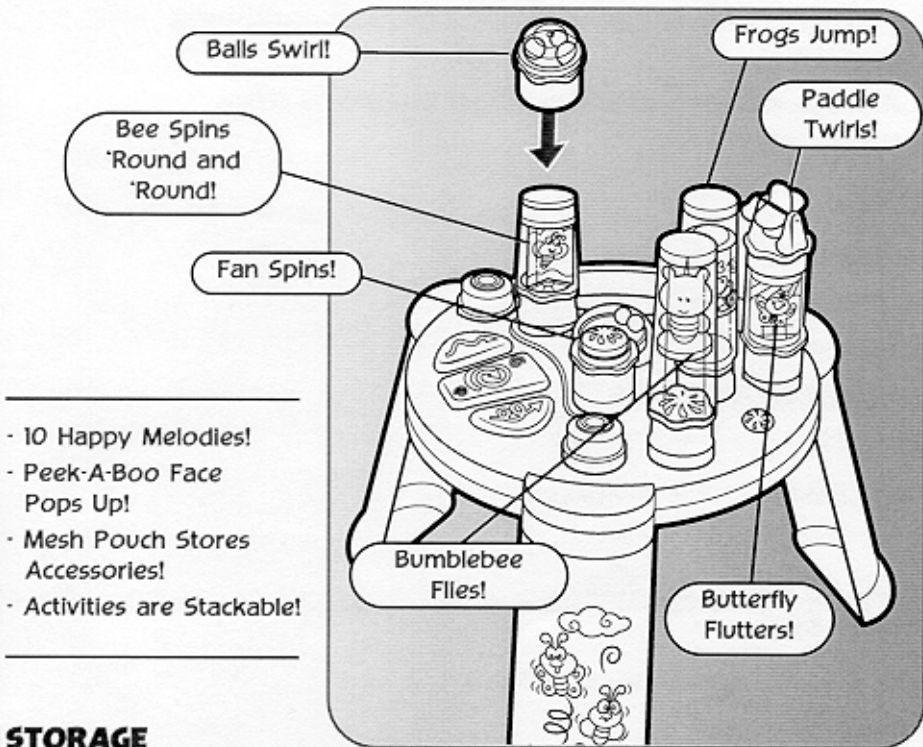
Snap legs into openings on bottom of toy as shown.



TO PLAY

This unique toy sets the fun in motion with animated features, happy melodies and silly sounds!

- Turn the ON/OFF switch to ON to start the music and air-powered play.
- Fit the AIR-TIVITY pieces onto the pink, yellow and teal posts to see them activate (no need to press a button).
- Fit the AIR-TIVITY pieces onto the orange and blue posts, then press the orange and blue buttons to activate those pieces.
- Press the center button to activate the stationary bead spinner.
- Stack the accessories on top of each other in all kinds of combinations for even more air-play excitement! How high can you stack them? Try it and see!
- Press any button to change songs.
- The toy will automatically shut off (after a short "prompt" song) if no button is pressed after 2 songs have played. Simply press a button to start the music and air play all over again!



STORAGE

- Store AIR-TIVITY pieces in the mesh pouch, or on the table-top posts.
- Turn the ON/OFF switch to OFF to prevent accidental activation.

FCC STATEMENT

This equipment has been tested and found to comply with the limits for a Class B digital device, pursuant to part 15 of the FCC Rules. These limits are designed to provide reasonable protection against harmful interference in a residential installation. This equipment generates, uses and can radiate radio frequency energy, and, if not installed and used in accordance with the instructions, may cause harmful interference to radio communications. However, there is no guarantee that interference will not occur in a particular installation. If this equipment does cause harmful interference to radio or television reception, which can be determined by turning the equipment off and on, the user is encouraged to try to correct the interference by one or more of the following measures:

- Reorient or relocate the receiving antenna.
- Increase the separation between the equipment and the receiver.
- Consult the dealer or an experienced radio/TV technician for help.

Changes or modifications not expressly approved by the party responsible for compliance could void the user's authority to operate the equipment.

At Playskool, we want to do all we can to help ensure that children thrive developmentally. That's why we have partnered with the National Campaign for Hearing Health to provide you with this Hearing Checklist for babies.

Your Baby's Hearing Checklist

Provided by
National Campaign for Hearing Health
1050 17th Street NW, Suite 701
Washington, DC 20036



National Campaign for
Hearing Health

Talk to your doctor if you answer NO to any of these questions:

- | YES | NO | Birth to 3 Months |
|--------------------------|--------------------------|--|
| <input type="checkbox"/> | <input type="checkbox"/> | Reacts to loud sounds |
| <input type="checkbox"/> | <input type="checkbox"/> | Is soothed by your voice |
| <input type="checkbox"/> | <input type="checkbox"/> | Turns head to you when you speak |
| <input type="checkbox"/> | <input type="checkbox"/> | Seems to know your voice and quiets down if crying |

- | YES | NO | 3 to 6 Months |
|--------------------------|--------------------------|--|
| <input type="checkbox"/> | <input type="checkbox"/> | Looks upward or turns toward a new sound |
| <input type="checkbox"/> | <input type="checkbox"/> | Responds to "no" and changes in tone of voice |
| <input type="checkbox"/> | <input type="checkbox"/> | Enjoys rattles and other toys that make sounds |
| <input type="checkbox"/> | <input type="checkbox"/> | Becomes scared by a loud voice |

The National Campaign for Hearing Health is sponsored by the Deafness Research Foundation. It is a public outreach, professional education and government relations initiative whose goal is to educate the public about hearing health.

Call the National Campaign for Hearing Health at 1.800.535.3323 or visit www.hearinghealth.net for more information.

Based on NIDCD/NIH infant hearing checklist.