

PLAYSKOOL

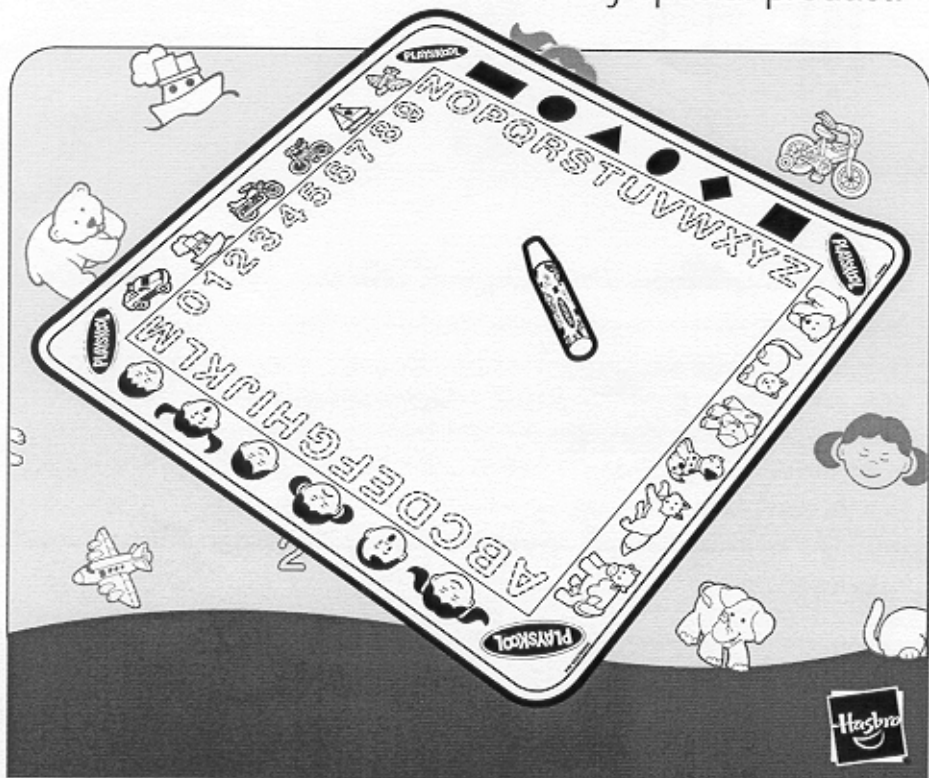
AGES 2+  
69460

# Aqua Magic

Picture Maker.

Reusable, Mess-Free Drawing Mat

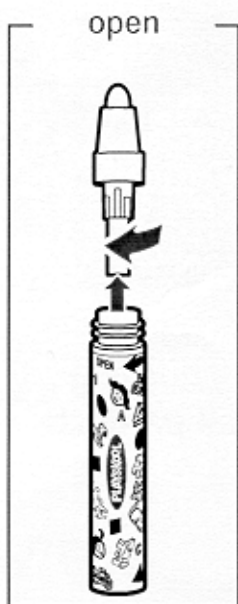
Thank you for choosing  
this very special product!



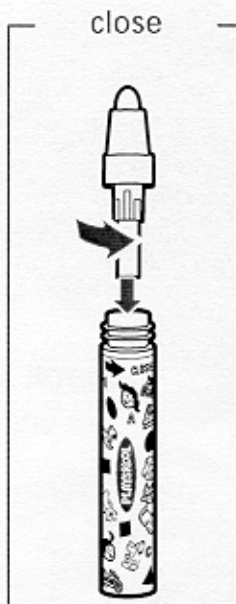
Hasbro

## TO USE

1. Turn the marker tip clockwise to unscrew and remove.



2. Fill barrel with tap water, then turn the tip counter-clockwise to screw it back on.



3. Shake the marker to wet the felt tip. Then, start drawing on the pad!

Practice writing letters and numbers by tracing over the outlines on the pad. You can even wet your hands and draw with them, too! Make all kinds of cool marker creations over and over again – drawings dry and disappear in just a few minutes!

## Please Note:

- Do not draw on the pad with writing tools other than the marker included.
- After playing, be sure to empty remaining water from the maker.
- Do not spray large amounts of water on the pad because it could leave a stain after it dries. To remove stains, briefly soak the entire drawing pad in water, wipe it lightly, straighten the pad to remove wrinkles, and hang-dry in the shade. (Do not soak the pad in water for long periods of time.)
- Handle the marker with care.
- When the tip of the marker is stained, wash it gently in mild detergent and rinse well.

CONFORMS TO ASTM D-4236

© 2002 Hasbro. All Rights Reserved.  
® denotes Reg. U.S. Pat. & TM Office.

69460 P/N 6159090000

**PLAYSKOOL.COM**  
FOR NEW PRODUCTS AND OFFERS

Questions? Call: 1-800-PLAYSKL