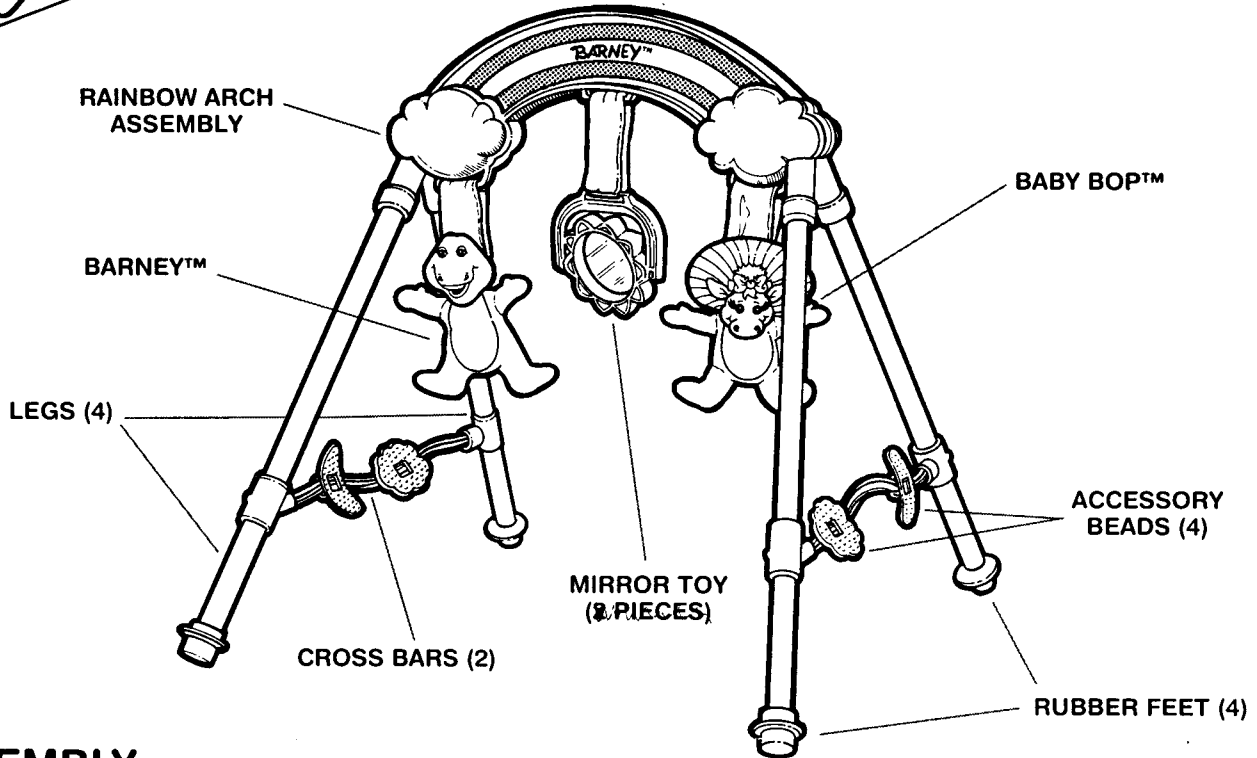


Ages Birth - 18 Mos.

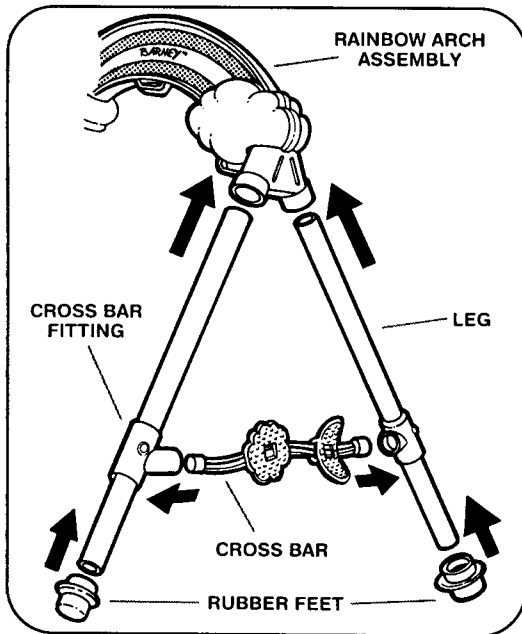
# Infant Floor Gym

Adult assembly required. No tools needed.

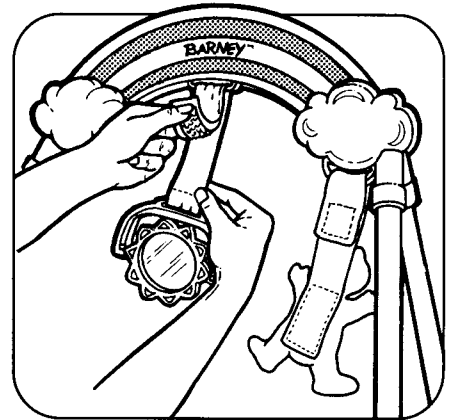
This product is a floor toy, and is not for use in a crib or playpen, or on a table or bed top. Adult supervision is required.



## ASSEMBLY



1. Fit the rubber feet onto the 4 legs, attaching the feet to the leg end closest to the cross bar fitting as shown. Fit the other end of each leg into the holes in the rainbow arch assembly as shown.
2. Take the 4 beads (2 cloud and 2 moon shapes) and slide 1 cloud and 1 moon onto each of the cross bars. Snap the cross bars into the cross bar fittings on the legs. Make sure that both ends of each cross bar snap securely into the fitting.
3. The Barney and Baby Bop characters and the mirror toy attach to the arch assembly with fabric straps. Loop the straps through the slots on the arch and use the fabric fasteners on the straps to secure the hanging toys. The hanging toys can be raised or lowered by adjusting the fabric fasteners. They are also removable for take-a-long play.



## PLAY FEATURES

- Beads slide and spin!
- Barney rattles!
- Baby Bop crinkles!
- All 3 hanging toys are adjustable and removable!