



Hoverbat


Vehicle

ASSEMBLY INSTRUCTIONS

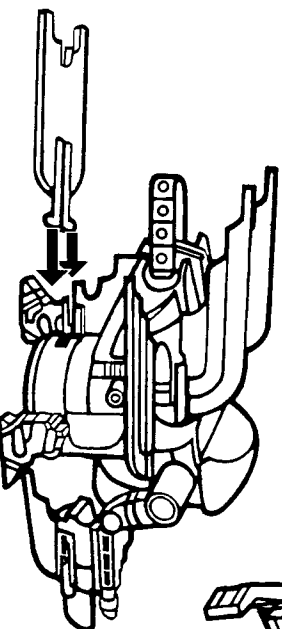
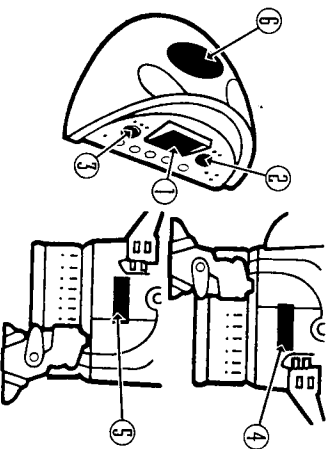
ONE-TIME ASSEMBLY

Once assembled, cannot be taken apart!

- 1 Snap top, side and bottom wings and landing skids into place as shown in the diagram below.

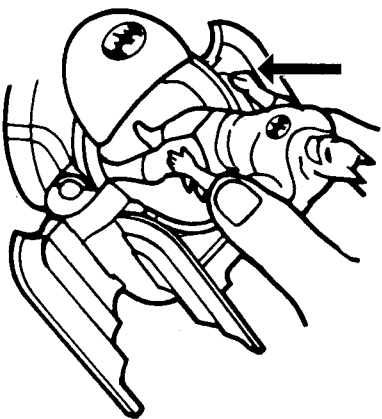


- 2 Apply labels following the numbers on the label sheet and using this illustration as a guide

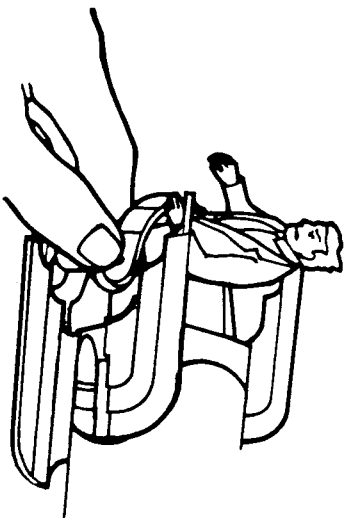


OPERATION INSTRUCTIONS

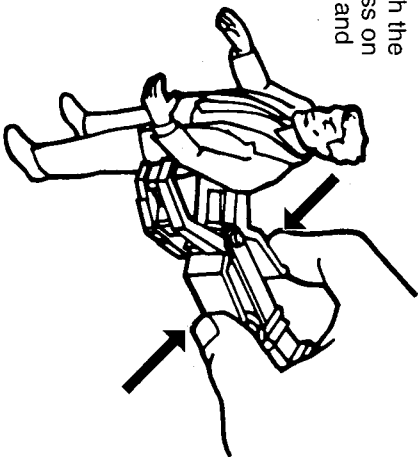
- 3** Place BATMAN® figure into cockpit in standing position.



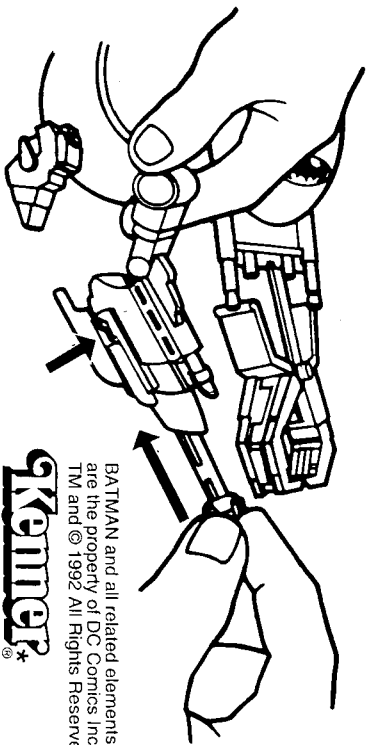
- 5** Transport the villain by strapping into the rear docking station.



- 4** Capture villains with the Capture Claw. Press on both sides to open and release to close.



- 6** Load missile into gun as shown. Press button to fire.



BATMAN and all related elements are the property of DC Comics, Inc. TM and © 1992 All Rights Reserved.

Kenner®*

*© Kenner Products, A Division of Tonka Corporation, Cincinnati, Ohio 45202

50141