

AGES 4 AND UP

63360

WARNING:

CHOKING HAZARD - Small parts.
Not for children under 3 years.



Wayne Manor Batcave Compound™

PLAYSET

INSTRUCTIONS

BATMAN® FOREVER

Kenner

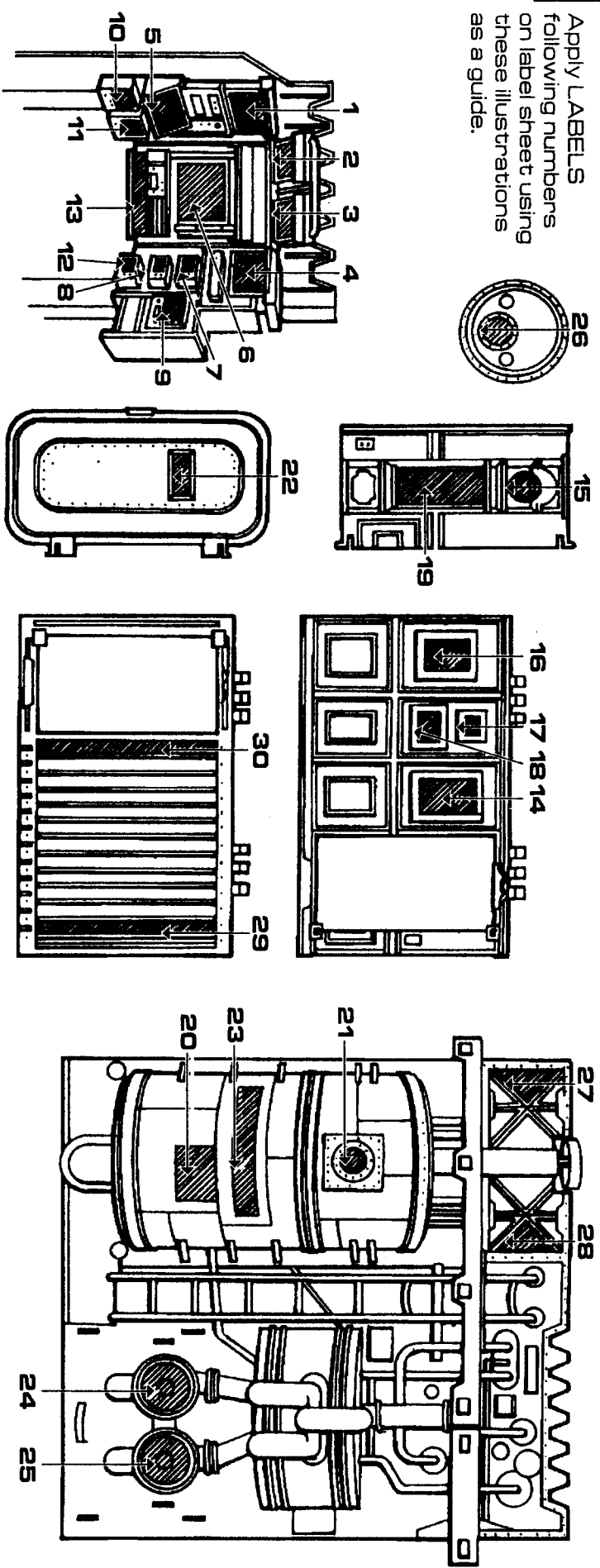
BATMAN and all related elements are the property
of DC Comics. TM and © 1995. All Rights Reserved.

* © and © 1995 TONKA CORPORATION, a subsidiary of
Hasbro, Inc., Pawtucket, Rhode Island 02862. All Rights Reserved.

ASSEMBLY INSTRUCTIONS

1

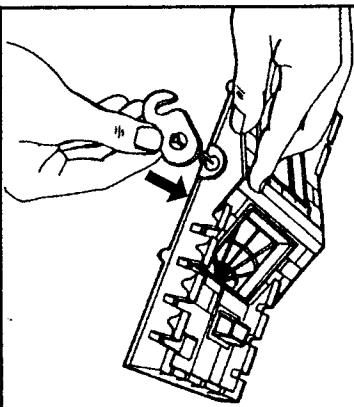
Apply LABELS following numbers on label sheet using these illustrations as a guide.



2

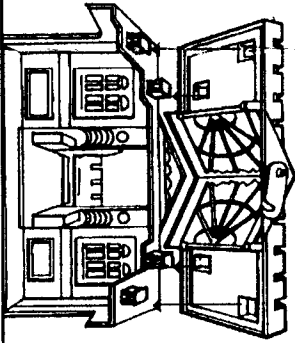
ONE-TIME ASSEMBLY
Once assembled, cannot be taken apart!

Snap latch onto post on back of roof.

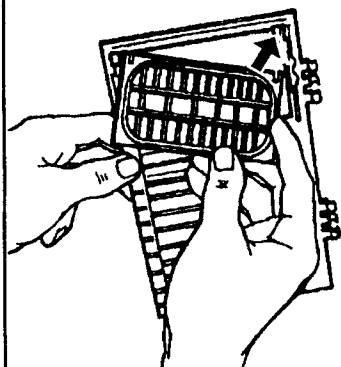
**3**

ONE-TIME ASSEMBLY
Once assembled, cannot be taken apart!

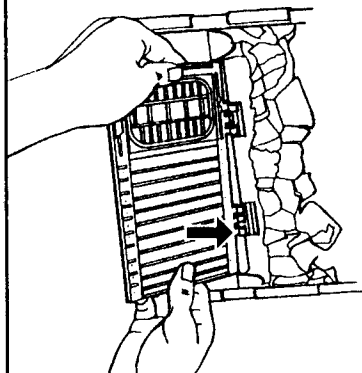
Snap roof onto front section of playset, one peg at a time. Use illustration below for alignment.

**4**

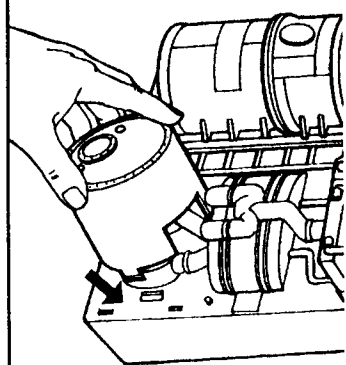
Snap Batcave™ secret entrance door into swinging wall panel one pin at a time.

**5**

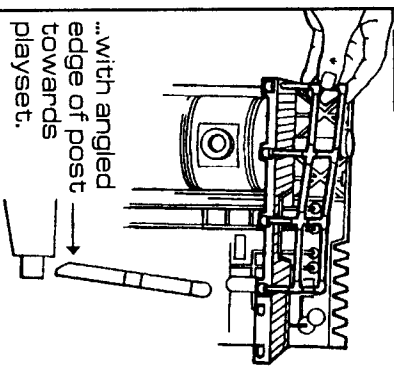
Then snap assembled swinging wall panel onto cave one side at a time.

**6**

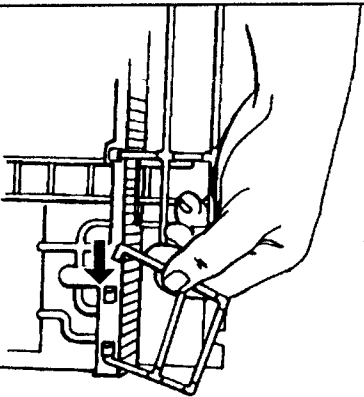
Attach sewage tank to rear wall with slotted side of tank up.

**7**

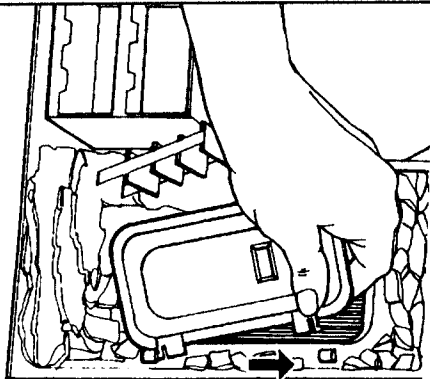
Insert railings into holes on catwalk, one post at a time...

**8**

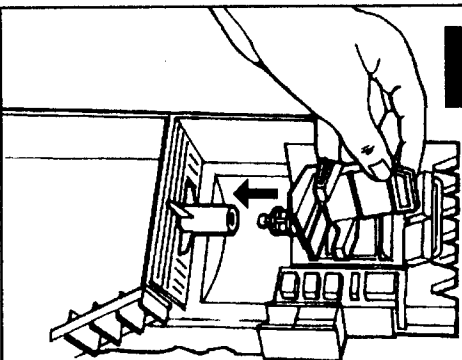
Attach breakaway section's railing one side at a time, by spreading the lower section apart.

**9**

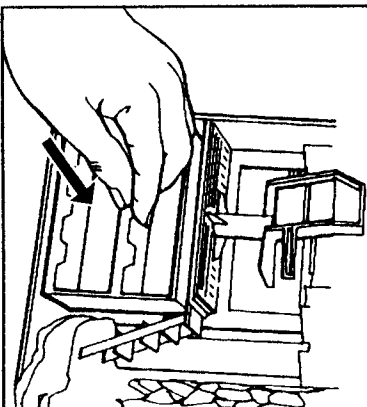
Insert vault door one pin at a time.

**10**

Snap console chair into base.

**11**


The tabs on the back of the weapon compartment fit into the slots on the wall under the console floor.




...with angled edge of post towards playset.

OPERATING INSTRUCTIONS


- 12** The secret chamber can hold two figures. Secure figures in chamber with waist belts. Pull up knob to turn chamber around and pretend to change Bruce Wayne™ into BATMAN®.



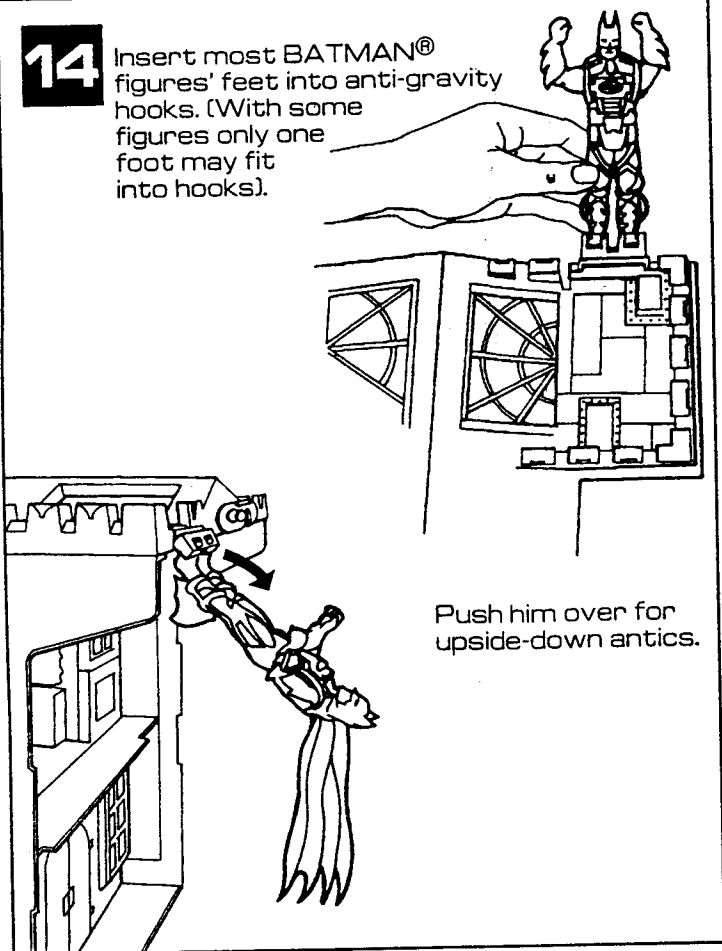
- 13** Push figures through breakaway skylights for a surprise entrance.



Push up on skylights to snap them back into place.



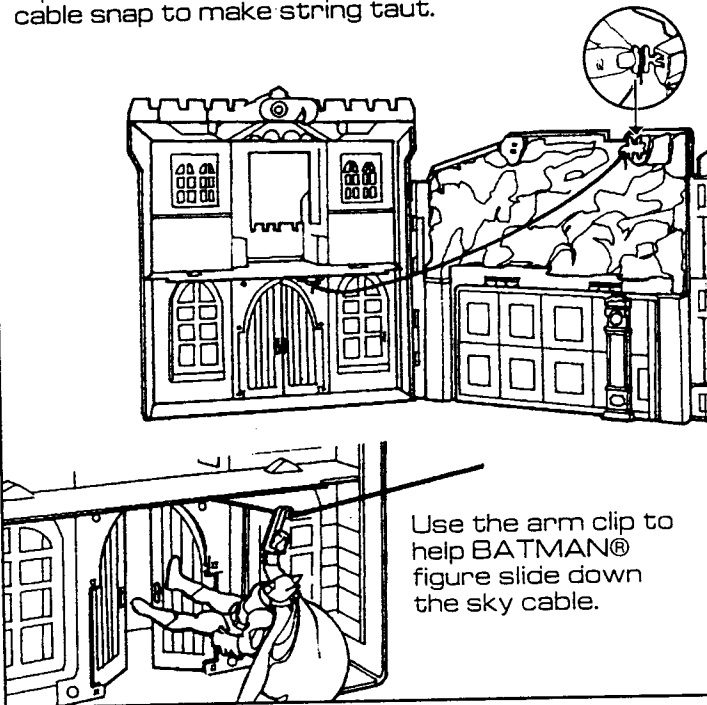
- 14** Insert most BATMAN® figures' feet into anti-gravity hooks. (With some figures only one foot may fit into hooks).



Push him over for upside-down antics.

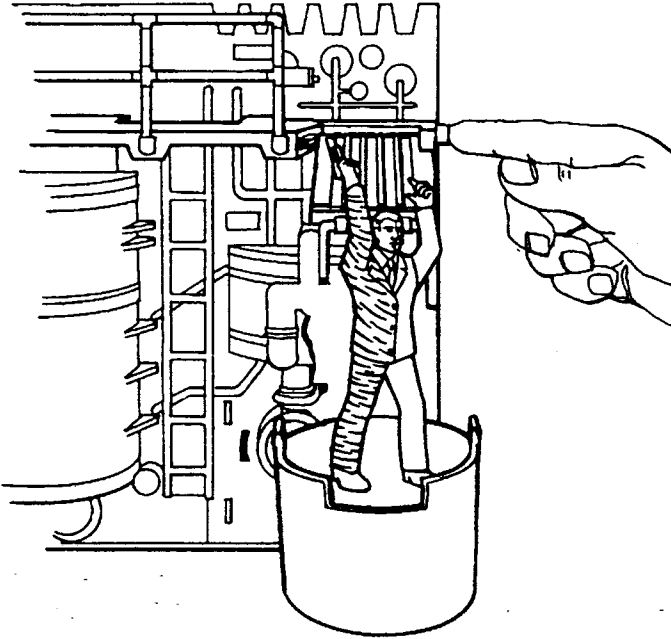
- 15** 

Attach sky cable from either clip on cave wall to clip near front door. Wrap loose string around cable snap to make string taut.




Use the arm clip to help BATMAN® figure slide down the sky cable.


16 Remove the acid vat from the wall and position it under breakaway catwalk. Push the button on the side of the catwalk to drop an unsuspecting victim into the acid vat. Return floor and railing to upright position.



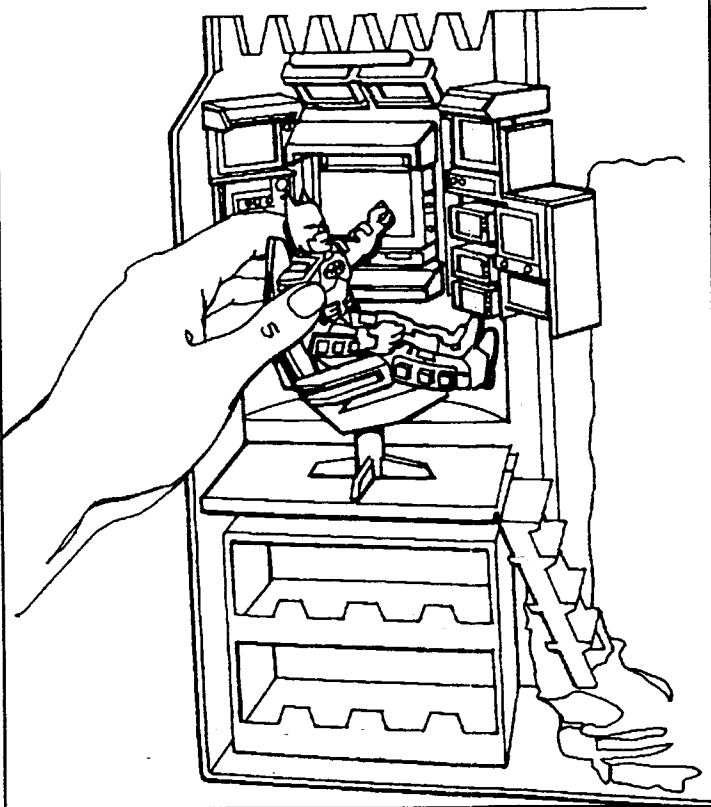
17 Figures can go through Batcave™ secret entrance which opens only one way...



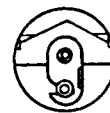
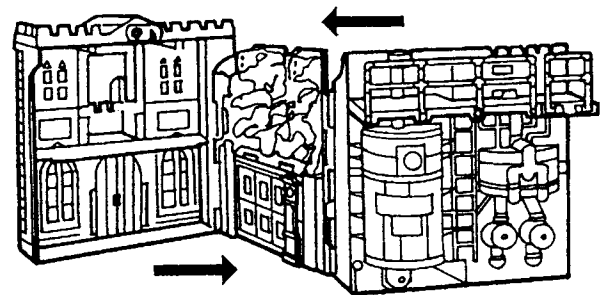
...The Batmobile® vehicle can drive through the swinging wall panel in either direction.



18 BATMAN® figure can be seated in chair at Computer Command Console.



19 To carry or store Wayne Manor Batcave Compound™ Playset, fold sections together. Breakaway skylights, anti-gravity hooks, and latch must be in up position to close playset.



Once the playset is closed rotate the latch down to lock playset together. Open the skylights and use the roof section as a handle to carry.

