


BATMAN™
RETURNS

43920



BATMAN™

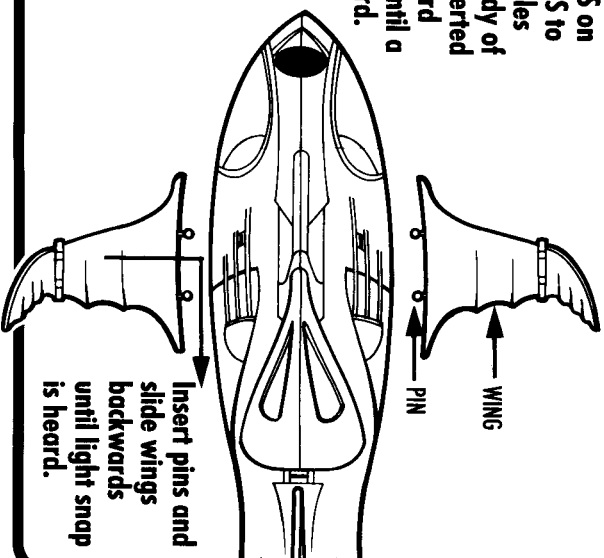
ALL-TERRAIN

BATSKIBOAT™

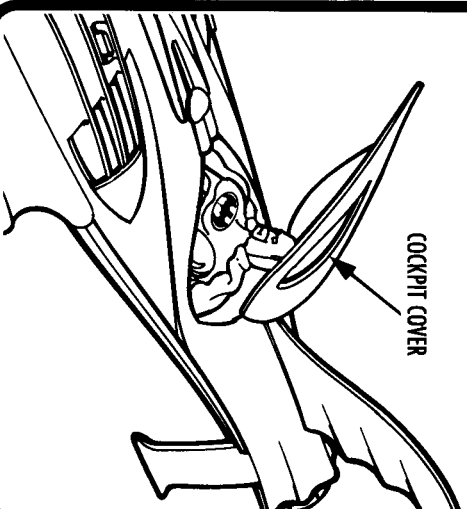
VEHICLE

INSTRUCTIONS

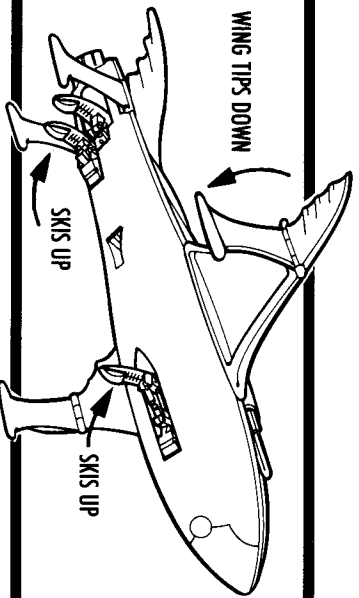
1 Align PINS on the WINGS to fit into holes on the body of vehicle. Once inserted slide wings toward back of vehicle until a light snap is heard.



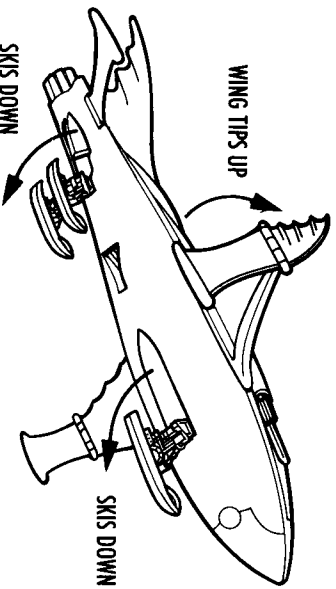
2 COCKPIT COVER opens and closes for putting a figure in or out of vehicle.



3. SKIS rotate up into body and **WING TIPS** rotate down for pretend water gliding.



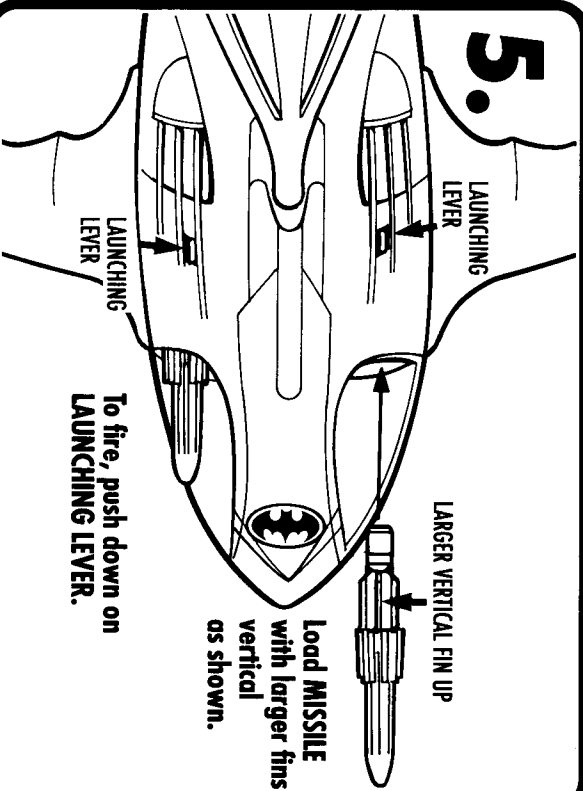
4. SKIS rotate down from body and **WING TIPS** up for pretend snow gliding.



5. LAUNCHING LEVER

LAUNCHING LEVER

LAUNCHING LEVER



To fire, push down on LAUNCHING LEVER.

TM and © indicate a trademark DC Comics Inc. BATMAN, THE PENGUIN, ROBIN and all related characters, accessories and indicia are trademarks of DC Comics Inc. © 1992. All Rights Reserved.

Kenner

*© Kenner Products, A Division of Tonka Corporation