




# Welcome to Cranium Twisty Tunnel

Create fun tunnel spaces...crawl to new places!

## IN THE BOX



tunnel segment (3)



door (1)



connector (1)

© 2007 CRANIUM, INC. ALL RIGHTS RESERVED. CRANIUM CHARACTER ILLUSTRATIONS © 1998, 2001 **BASEMAN™**. THE FOLLOWING ARE TRADEMARKS OR REGISTERED TRADEMARKS OF CRANIUM, INC. IN THE U.S. AND/OR OTHER JURISDICTIONS: CREATIVE CAT, DATA HEAD, EVERYONE SHINES, STAR PERFORMER, SUPER FORT, WORD WORM, THE CRANIUM LOGO, AND THE BRAIN LOGO. WE PACK EVERY CRANIUM TOY WITH A VARIETY OF OUTRAGEOUS ACTIVITIES. IT'S UP TO YOU TO USE CAUTION, PLAY IT SMART, AND HAVE FUN.



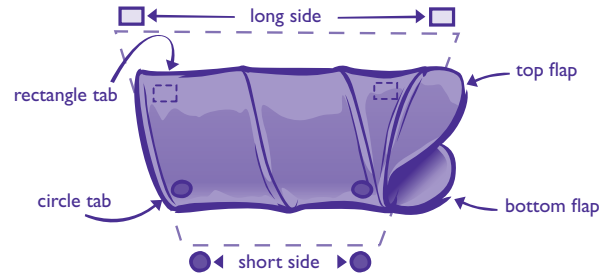
**KEEP ALL FLAME AND HEAT SOURCES AWAY FROM THIS FABRIC.**

This material meets CPB 1610 specifications for flame resistance. It is not fireproof. This fabric will burn if left in continuous contact with any flame source. The application of any foreign substance to the fabric may render the flame-resistant properties ineffective.

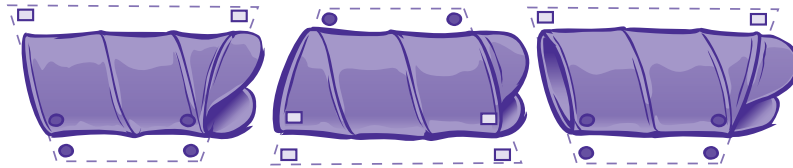
**NOT MACHINE WASHABLE.**  
Clean only with a warm, damp cloth.

## GET STARTED!

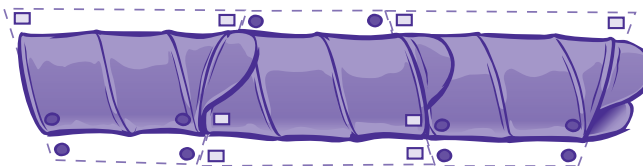
- Untie each tunnel segment. Find the rectangles on the long side of each segment. Find the circles on the short side of each segment.



- To make a straight tunnel, line up the three segments:
  - First segment: circle tabs facing you
  - Second segment: rectangle tabs facing you
  - Third segment: circle tabs facing you
 Your tunnel will look like this:



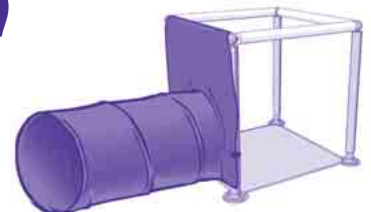
- Put the segments together:
  - Connect the top and bottom flaps of the first segment to the body of the second segment.
  - Connect the flaps of the second segment to the body of the third segment.
 Your tunnel will look like this:



- Attach the door. Your tunnel is done!



- Connect your tunnel to Super Fort! Wrap the connector around a tube, then attach the tunnel flap to the connector.



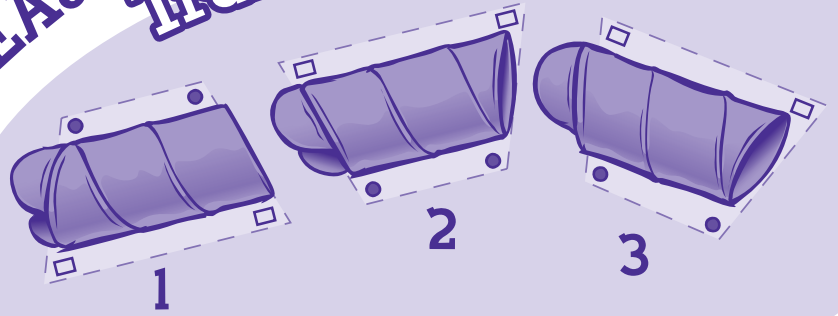
- Now climb in and make someone giggle. Have fun!

- Look on the back of this sheet for more tunnels to make!

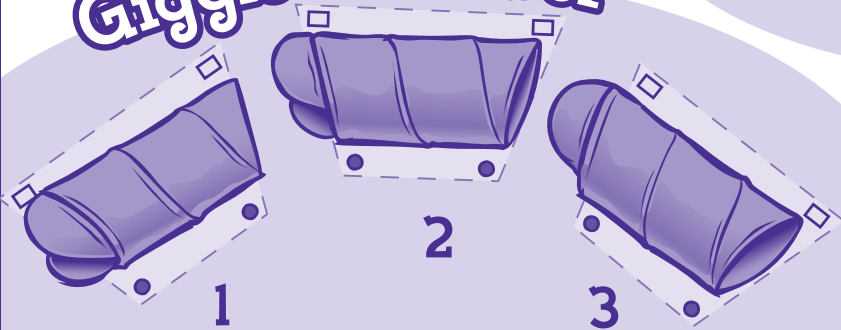
For even more fun, visit [cranium.com](http://cranium.com)!

# More Tunnels to Make!

## EASY! Transformation Tube



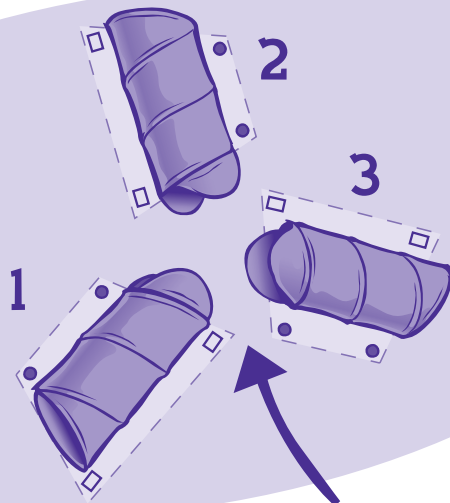
## Giggle Chamber



MEDIUM!

## DIFFICULT!

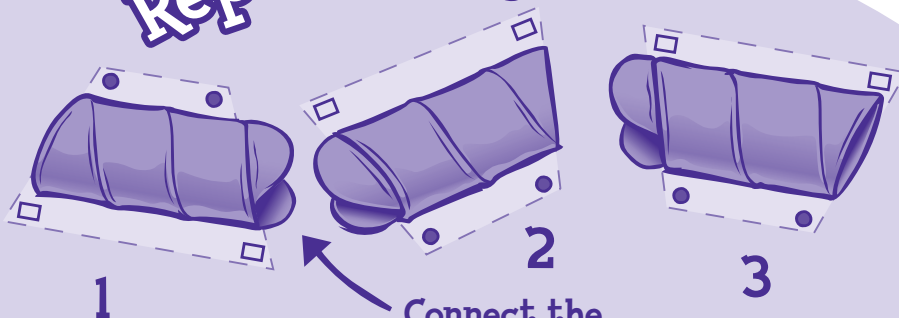
## Spaceship



Connect the flaps to each other!

## EXPERT!

## Reptile Hole



Connect the flaps to each other!