

PLAYSKOOL


Ages 2 & Up  
6071

**Bob**<sup>TM</sup>  
the  
**Builder**

## Farmhouse Playset<sup>TM\*</sup>

Thank you for choosing this fun-filled Bob the Builder playset!

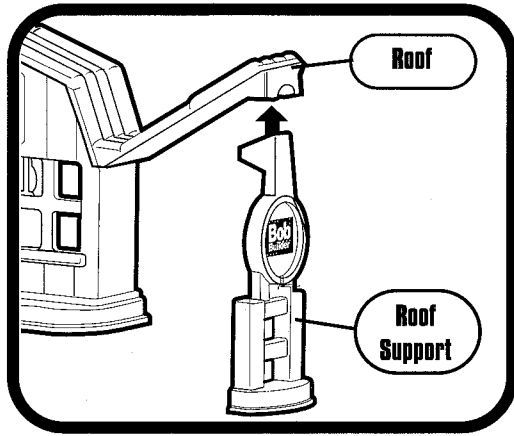
Includes: barn, roof support, Travis<sup>TM</sup> vehicle, Farmer Pickles<sup>TM</sup> and Spud<sup>TM</sup> the Scarecrow figures and 2 hay bales.



Includes 3 A76 button-cell batteries. Phillips screwdriver required for battery replacement.

## ASSEMBLY


Snap roof support onto ribs on underside of roof.




## PLAY FEATURES

The Farmhouse Playset™\* features activities on both sides for all-around play!

- Press button on top of Travis™ to hear 4 fun phrases.

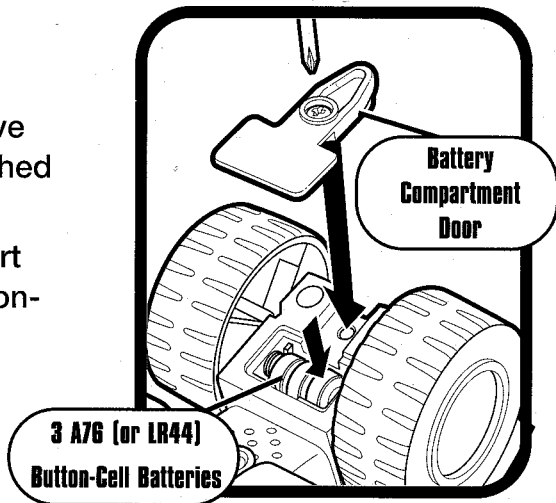


- Front door opens to reveal the inside of the Farmhouse!
- Lift hay bales from either end of the hoist! Place a hay bale onto the lift, and pull the hook end of hoist, or fit the hook through the hay bale slot, and pull the lift end of hoist! Fit hoist string into slot in loft area to hold the string in place.
- Hay bales stack on top of each other! Store them in the hayloft!
- Press the milk can...the barn door springs open!
- Drive Travis™ through the archway!
- Farmer Pickles™ and Spud™ the Scarecrow work on the farm!
- Unlock new Bob the Builder™ adventures!  
Hear the voices of Farmer Pickles™ and Spud™ the Scarecrow when you place them on the adventure button on Bob’s Building Yard playset (not included).



## TO INSTALL NEW BATTERIES

1. With Phillips screwdriver, loosen screw in battery compartment door. Remove door (screw remains attached to door).
2. Discard old batteries. Insert 3 fresh A76 (or LR44) button-cell batteries into the compartment as indicated inside. Replace door and tighten screw.



## CAUTION:

- 1) As with all small batteries, the batteries used with this toy should be kept away from small children who still put things in their mouths. If they are swallowed, promptly see a doctor and have the doctor phone (202) 625-3333 collect.
- 2) Make sure the batteries are inserted correctly and follow the toy and battery manufacturers' instructions.
- 3) Do not mix old and new batteries, alkaline, standard (carbon-zinc) or rechargeable (nickel-cadmium) batteries.

[www.hasbro.com](http://www.hasbro.com)

Visit [bobthebuilder.com](http://bobthebuilder.com)

©HIT Entertainment PLC and Keith Chapman 2001.

\*®, \*™ & © 2001 Hasbro. All Rights Reserved.

© denotes Reg. U.S. Pat. & TM Office

6071 P/N 6051820000



Questions? Call: <sup>TM</sup>\*

1-800-PLAYSKL