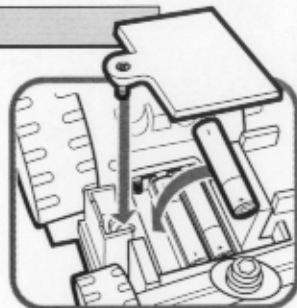


TO REPLACE BATTERIES

1. Loosen screw in battery compartment door using a Phillips (crosshead) screwdriver. Remove door (screw remains attached to door).
2. Remove and discard old batteries and replace with 3 fresh "AAA"/LR03 (1.5V) alkaline batteries.
3. Replace door and retighten screw.



CAUTION:

1. As with all small batteries, the batteries used with this toy should be kept away from small children who still put things in their mouths. If they are swallowed, promptly see a doctor and, in the U.S., have the doctor phone (202) 625-3333 collect, or, in Canada, have the doctor call your provincial Poison Control Centre.
2. Make sure the batteries are inserted correctly and always follow the toy and battery manufacturers' instructions.
3. Do not mix old batteries and new batteries or alkaline, standard (carbon zinc) or rechargeable (nickel-cadmium) batteries.

IMPORTANT: BATTERY INFORMATION

Please retain this information for future reference.

Batteries should be replaced by an adult.

CAUTION:

1. Always follow the instructions carefully. Use only batteries specified and be sure to insert item correctly by matching the + and - polarity markings.
2. Do not mix old batteries and new batteries or standard (carbon-zinc) with alkaline batteries.
3. Remove exhausted or dead batteries from the product.
4. Remove batteries if product is not to be played with for a long time.
5. Do not short circuit the supply terminals.
6. Should this product cause, or be affected by, local electrical interference, move it away from other electrical equipment. Reset (switching off and back on again or removing and re-inserting batteries) if necessary.
7. RECHARGEABLE BATTERIES: Do not mix these with any other types of battery. Always remove from the product before recharging. Recharge batteries under adult supervision. DO NOT RECHARGE OTHER TYPES OF BATTERIES.

Join the



FAN CLUB

Be a part of Bob's crew by joining the Bob the Builder™ Fan Club! As a member, you'll receive 8 issues of the Bob the Builder Fan Club News filled with fun activities, the latest news and advance information on special events, a mini-poster of Bob and his friends, and your very own Bob the Builder construction hat! All this for only \$9.99* for a 2-year membership!

You can join online at www.bobthebuilder.com, or you can call 1-888-956-8762 in the U.S. and Canada.

*Texas (8.25%) and California (8.25%) customers must add sales tax. If you live outside of the United States, the price is \$14.99 to join in U.S. funds. You will receive your Welcome Packet in 6-8 weeks, followed by 8 newsletters mailed to your home over the next 2 years.

FCC STATEMENT

This device complies with part 15 of the FCC Rules. Operation is subject to the following two conditions: (1) This device may not cause harmful interference, and (2) this device must accept any interference received, including any interference that may cause undesired operation. This equipment has been tested and found to comply with the limits for a Class B digital device, pursuant to part 15 of the FCC Rules. These limits are designed to provide reasonable protection against harmful interference in a residential installation. This equipment generates, uses and can radiate radio frequency energy, and, if not installed and used in accordance with the instructions, may cause harmful interference to radio communications. However, there is no guarantee that interference will not occur in a particular installation. If this equipment does cause harmful interference to radio or television reception, which can be determined by turning the equipment off and on, the user is encouraged to try to correct the interference by one or more of the following measures:

- Reorient or relocate the receiving antenna.
- Increase the separation between the equipment and the receiver.
- Consult the dealer or an experienced radio/TV technician for help.

www.bobthebuilder.com



© 2002 HIT Entertainment PLC and Keith Chapman. The Bob the Builder name and character and the Scoop character are trademarks of HIT Entertainment PLC. Registered in the UK.
* and/or * * © 2002 Hasbro. All Rights Reserved.
6118 PIN 6176220000

HASBRO GAMESCHOW.COM
FOR NEW PRODUCTS AND IDEAS
Questions? Call: 1-800-PLAYSKL

AGE 3+

6118



Fix 'n Fun Scoop™



Thank you for choosing this Bob the Builder™ vehicle!

Includes 3 "AAA"/R03 (1.5V) batteries.
Phillips/crosshead screwdriver (not included) required for battery replacement.

Includes vehicle, 3 tool attachments and tool handle.



The FIX 'N FUN SCOOP vehicle is a talking, free-rolling friend with working tools for tightening and hammering play!

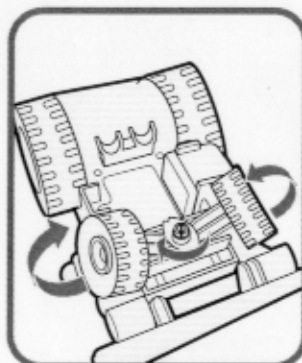


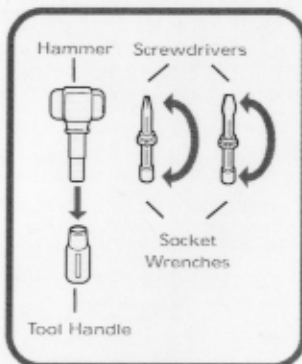

- Press the "key" button to turn on the toy. This will allow the sounds and light to work when any screw is turned or button is hammered or pressed.

- To use the tools, fit any of the attachments into the tool handle. A hammer and 2 reversible screwdriver/socket wrench attachments are included!

- Scoop has 4 screws to tighten and 2 buttons to hammer. Any screwdriver or socket wrench will turn any screw! Tighten or loosen screws or tap buttons with the hammer to hear fun phrases and sound effects, and see the dome light flash!

- Raise or drop the front wheels by tightening or loosening the screw on the underside of the vehicle.

- The front bucket and backhoe pivot and move up and down for realistic construction play!



- For convenient storage, the hammer attachment clips to the side of vehicle, and the screwdriver/socket wrench attachments clip to the bottom of vehicle!

- The vehicle will shut off after approximately 20 seconds of inactivity. Press the "key" button to turn the vehicle back on.

Some of the fun phrases you'll hear:

