

AGES 3 & Up  
66600/66601

**Kenner**



### PLAY & CARE GUIDE

Please save these instructions for future reference.

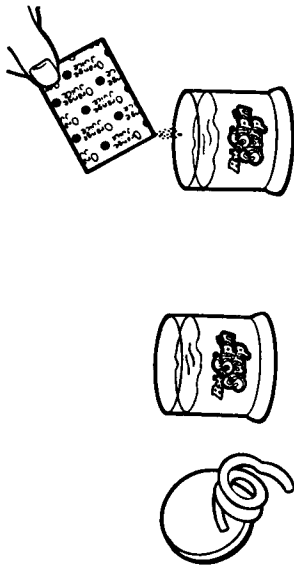
#### DEAR PARENTS,

Your child will enjoy many hours of fun-filled nurturing play with lovable Baby Sip 'n Slurp. She's unique because she actually sips play juice through a straw! And just like a real baby, she makes realistic slurping sounds when you feed her with a spoon. For added fun, this adorable baby wets her diaper and comes with another diaper so your child can change her. Baby Sip 'n Slurp is easy to play with, easy to care for and lots of fun!

Includes doll, cup with straw, dish, spoon, 2 diapers, T-shirt, bib, 3 play juice packets (nontoxic), and instructions.

**NOTE:** Use play juice with care. The play juice stains natural fibers such as wool or cotton.

## TO PREPARE HER PLAY JUICE...



Remove all packaging materials, lid and straw from cup. Fill cup with water about 2/3 to the top (1/4 cup).

Pour contents of play juice packet into cup.

Stir well with spoon. Replace lid and straw.

**NOTE: FEED BABY SIP 'N SLURP PLAY JUICE OR WATER ONLY. NOTE: THE PLAY JUICE STAINS NATURAL FIBERS SUCH AS WOOL AND COTTON.**

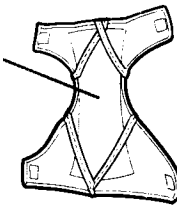
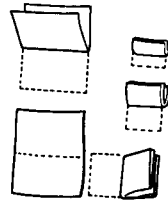
**PLAY JUICE INGREDIENTS: SODIUM CHLORIDE, PVP K30, DOWICIL 200, TITANIUM DIOXIDE (WATER DISPERSIBLE), RED NO. 40 AND YELLOW NO. 5.**

## TO PREPARE HER DIAPER...



Baby Sip 'n Slurp comes with two diapers for quick changes during feeding (and wetting) play. Her diaper should be put on just the way you would for a real baby, bringing the diaper up between the legs and fastening both sides.

PAPER TOWEL



For extra absorbency, you may wish to line her diaper with a paper towel as follows:

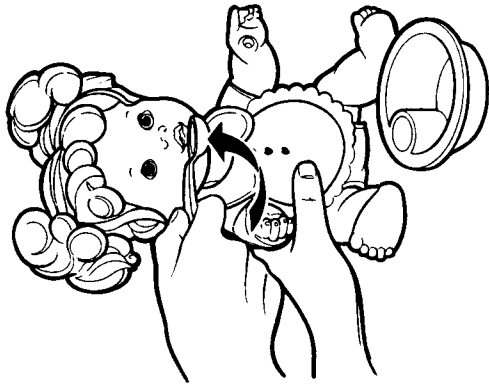
- Open the diaper and place it on a flat surface.

- Fold paper towel four times as shown.
- Fit paper towel under straps on diaper as shown.

**Helpful Hint:** For quick diaper cleaning after feedings, rinse diaper thoroughly with cold water. Wring diaper and blot with a paper towel for fast drying. See **GENERAL CARE TIPS** for instructions on machine washing.

**NOTE:** Do not leave a dirty diaper on Baby Sip 'n Slurp.


## TO FEED BABY SIP 'N SLURP ...



### NOTES:

- Be sure she is wearing her diaper before you feed her.
- It is best to place her in a sitting position while feeding her.
- To keep her T-shirt dry during feeding, place her bib on her and secure with fasteners in the back.
- When you give her liquid, she will wet her diaper. Wetting will occur when her tummy is squeezed after taking in liquid.


## 1. SIPPING THROUGH THE STRAW...



- Insert end of straw into Baby Sip 'n Slurp's mouth.
- Squeeze the center of the doll's tummy and release. Watch as she sips liquid through the straw! Keep squeezing and releasing tummy for continued sipping.

**NOTE:** To squeeze the tummy, it's probably easiest for young children to place their thumbs in the center of the tummy and their other fingers in the back.

## 2. FEEDING WITH A SPOON...



- Fill feeding dish with water and scoop up a spoonful of water.
- Squeeze Baby Sip 'n Slurp's tummy, then as soon as you let go, place the spoon up to her mouth.
- You'll hear realistic slurping sounds as she drinks the water from the spoon!

## AFTER FEEDING...(cleaning the doll)

- Remove all fluid from your Baby Sip 'n Slurp after play by removing diaper and squeezing her while holding her over the sink.
- If you have used play juice for feeding, it must be fully removed from Baby Sip 'n Slurp. To do this, remove her diaper, then fill the cup with **clear** water and have her sip the water through the straw, while holding her over the sink to eliminate the liquid.

### GENERAL CARE TIPS

- Baby Sip 'n Slurp and bib are surface washable only.
- Her T-shirt and diapers are machine washable in cool water on gentle cycle; tumble dry on low heat.
- Wash all utensils in warm, soapy water and rinse well.

### WE REALLY DO CARE!

**If you have any questions about this product, please call 1-800-327-8264, or write (include name, address and phone number):**  
**Kenner Products, Consumer Affairs, P.O. Box 200**  
**Pawtucket, RI 02862-0200**

Product and colors may vary.

©1995 Tonka Corporation, a subsidiary of Hasbro, Inc., Pawtucket, RI 02862 USA.  
**PLAY JUICE PACKETS MADE IN USA. ALL OTHER PARTS MADE IN CHINA.**

P/N45684000