

AGES 8+




## HANDBOOK

## MR. BALZAC



© 2003 Catpro Inc.

AGES 8+

 **WARNING: CHOKING HAZARD** - Children under 8 years can choke or suffocate on uninflated or broken balloons. Adult supervision required. Keep uninflated balloons from children. Discard broken balloons at once. This is not a lifesaving device. Do not leave child unattended while in use.

# INTRODUCING THE BALZAC® BRAT BALLOON BALL... THE BALL WITH AN ATTITUDE!

BALZAC BRAT is a whole new ball game! It's little, it's light, it's not like anything you've ever played with before!

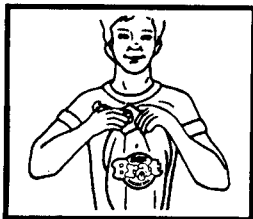
BALZAC BRAT is a balloon in a sack! Sounds simple, but it can do everything other balls can do, and hundreds of things they can't.

So take a minute to read about it and pretty soon you'll be smacking, whacking, attacking, and having a ball with BALZAC BRAT!


## HOW TO INFLATE YOUR BALZAC BRAT



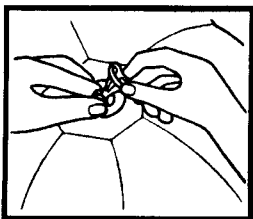
1. Remove the cloth sack and one balloon from the package.



2. Insert the balloon into the sack through the hole in the cloth. Leave the mouth of the balloon sticking out.



3. Blow up the balloon (just as you would blow up a regular balloon!) until it tightly fills the entire sack. The tighter and harder the ball, the more fun it is to play with!



4. Tie off the mouth of the balloon and push the knot into the sack.

Now you're ready to play!

## HOW TO PLAY WITH THE BALZAC BRAT BALLOON BALL

### Part One: NORMAL PLAY

Anything you can do with a ball is more fun with BALZAC BRAT! All your favorite games will instantly become more enjoyable than ever: BaseBALZAC, VolleyBALZAC, DodgeBALZAC and lots more! BALZAC BRAT can be hit with a racket, bat, or stick. You can tap it, slap it, even hit it with your head! Hurl it and watch it fly through the air with the craziest, wackiest attitude you've ever seen!

Play it on a court with a net (TennisBALZAC anyone?), or hit it against a wall or just hurl it through the air. You can really WHACK it! Bet you can't bust BALZAC BRAT!

At the pool or beach, BALZAC BRAT is better than the best beach ball! You can carry the BALZAC BRAT sack and a couple of refills with you and inflate it when you get there.

Play with it in the water! Try it for water polo, "chicken", and all your favorite water games! When the sack gets wet, BALZAC BRAT gets heavier so it can fly farther. (In fact, on a windy day, you might want to wet the BALZAC BRAT sack to help it fly.)

BALZAC BRAT can even bounce on water! Just punch it or throw it down onto the water and BALZAC BRAT will bounce amazingly high! (As shown in Figure 5.)




Fig. 5

BALZAC BRAT is also a great indoor ball. Try shooting it into indoor hoops or wastepaper baskets. It's so light, it's easy on walls and furniture. (Of course, some indoor places are bad or dangerous for any ball playing, even with BALZAC BRAT. When in doubt, go out!)

# HOW TO PLAY WITH THE BALZAC BRAT BALLOON BALL

## Part Two: WACKY PLAY!

Now that you know all the great stuff BALZAC BRAT can do, we're going to show you how you can make BALZAC BRAT really have an ATTITUDE!

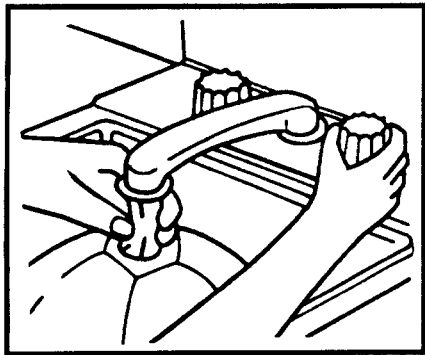
### BALZAC + ...

#### BALZAC + COINS!

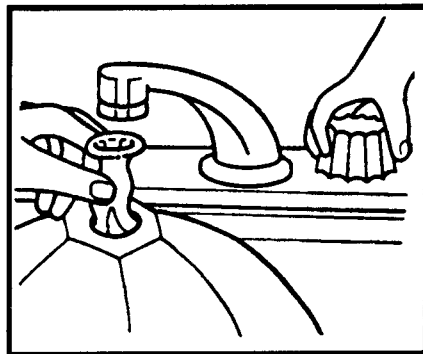
Before you inflate BALZAC BRAT, put some coins in the sack (between the sack and the balloon). When you blow up the balloon, the coins will be held in place. They act as weights to throw BALZAC BRAT off balance. There's no telling which way BALZAC BRAT will go! Toss it right to friends—it'll veer away and they'll never catch it! Crazy BALZAC BRAT has an attitude that drives 'em crazy!

#### BALZAC + WATER!

Before you inflate BALZAC BRAT, fill the balloon with no more than 1 cup of water. To do this, follow the diagrams.



Put the mouth of the balloon over a faucet. Then, slowly turn on the tap and add some water to the balloon.



Turn off the tap, hold the neck of the balloon tightly and separate the balloon from the faucet.

Then—carefully—blow up and tie off the balloon.

Try it with *a little water* (about 4 ounces) and watch BALZAC BRAT go! Even on a windy day, BALZAC BRAT + a little water will fly straight and hard. In fact, the movement of the water actually makes BALZAC pick up speed after you throw it! BALZAC BRAT is the ultimate fastball!

BALZAC BRAT + a little water is most exciting at the pool. Not only does it bounce on water—you can also make it skim like a perfect stone, only better. It goes amazingly fast and creates a wake like a speedboat! Your friends won't believe their eyes!

BALZAC BRAT + *more water* is something totally different! (Note: adding more than recommended amount of water may cause item to break.) It looks just like a normal BALZAC BRAT but it drops like a lead balloon! Roll it on the ground and it rolls in the wackiest path you've ever seen! (Anyone for BowlingBALZAC?) What a wacky attitude!

**NOTE:** We don't recommend using BALZAC BRAT + WATER indoors. It's wacky and heavy and could break something.

## OTHER BALZAC BRAT BALLOON BALL FACTS

- Don't worry if your BALZAC BRAT gets dirty. The BALZAC BRAT sack is washable.
- Think BALZAC BRAT needs more decoration? Want to personalize BALZAC BRAT with your name or favorite saying? Do it yourself! You can draw or write directly on the sack (we recommend using a waterproof fabric pen or marker).
- When you want to deflate BALZAC BRAT, just puncture the balloon and remove it from the sack. Easy! (Of course, if you've put water in BALZAC BRAT, be sure to puncture and empty the balloon over a sink or outdoors.) CAUTION: DISCARD BROKEN BALLOONS IMMEDIATELY.
- Each BALZAC BRAT comes with a supply of refill balloons. When you've used those up, you can buy refills anywhere they sell 7" or larger balloons.

WELCOME TO THE WORLD OF THE  
BALZAC BRAT MAGIC ACTION  
BALLOON BALL—THE BALL WITH AN  
ATTITUDE!



The HASBRO and MILTON BRADLEY names and logos are ® and ©2003 Hasbro, Pawtucket, RI 02862. All Rights Reserved. ® denotes Reg. US Pat. & TM Office.

©2003 CATPRO Inc. Syosset, NY 11791.  
The trademarks BALZAC BALLOON BALL and BRAT are held by Catalyst AT Inc.  
US Patent Numbers 4834382 and 5035426 and int'l patents pending.