


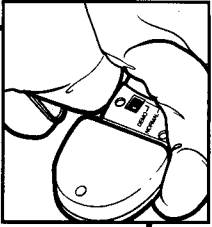


Includes 3 "C" batteries. Phillips screwdriver (not included) required for battery replacement.



Sing 'n Strum™* Barney™

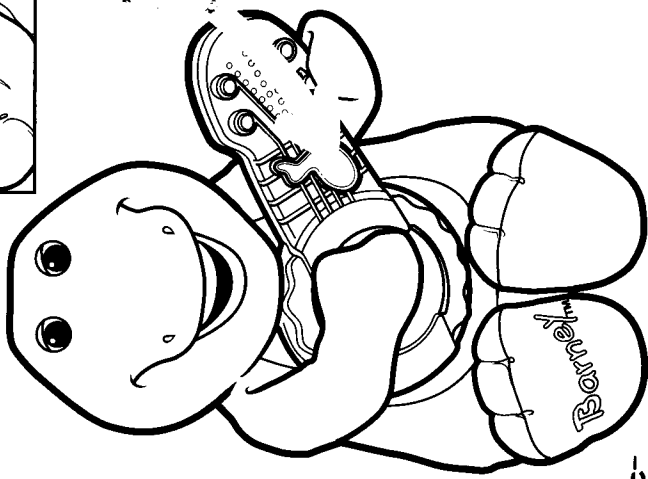
BEFORE YOU GIVE SING 'N STRUM BARNEY™ TO YOUR CHILD:



Press musical note button on banjo's neck - Barney will sing a song, move his head to the music, and strum his banjo.

To play the next song, press the musical note button. If Barney is already singing and you want to hear the next song, press musical note button.

Barney automatically shuts off after approximately 10 seconds of nonactivity. You can also manually shut Barney off by pressing and holding musical note button for 2 seconds.



Barney Theme Song (Yankee Doodle)

Twinkle, Twinkle Little Star

London Bridge

The Alphabet Song

Bingo

Barney's "I Love You" Song

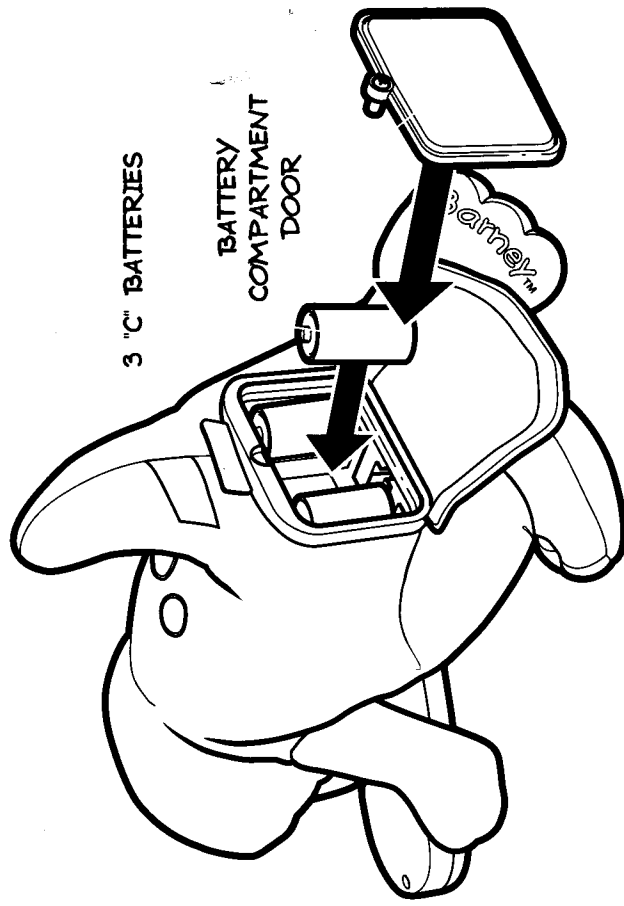
Mexican Hat Dance

Row, Row, Row Your Boat

This toy comes with batteries already installed. When they are weak or dead, replace them with fresh batteries.

(Troubleshooting tip: If Barney does not sing or move, you may need to replace the batteries.) To replace batteries, open flap on bottom of toy to expose battery compartment. Loosen screw in battery compartment door (screw remains attached to door). Remove door.

Discard old batteries. Insert 3 fresh "C" batteries (alkaline batteries recommended) into compartment as shown. Replace door and tighten screw. Close flap.



Be sure to insert the batteries correctly and always follow the toy and battery manufacturers' instructions;

Do not mix old and new batteries or alkaline, standard (carbon-zinc) or rechargeable (nickel-cadmium) batteries; Always remove weak or dead batteries from the product.

This equipment has been tested and found to comply with the limits for a Class B digital device, pursuant to Part 15 of the FCC Rules. These limits are designed to provide reasonable protection against harmful interference in a residential installation. This equipment generates, uses and can radiate radio frequency energy, and, if not installed and used in accordance with the instructions, may cause harmful interference to radio communications. However, there is no guarantee that interference will not occur in a particular installation. If this equipment does cause harmful interference to radio or television reception, which can be determined by turning the equipment off and on, the user is encouraged to try to correct the interference by one or more of the following measures:

Reorient or relocate the receiving antenna.

Increase the separation between the equipment and the receiver.

Consult the dealer or an experienced radio/TV technician for help.

Changes or modifications not expressly approved by the party responsible for compliance could void the user's authority to operate the equipment.



© 1998 Lyons Partnership, L.P. All rights reserved. The Barney, Baby Bop and BJ names and characters, and the overlapping dino spots and Barney and star logos are trademarks of Lyons Partnership, L.P. Barney, BJ and the Barney and star logo are Reg. U.S. Pat. & Tm. Off.

Product and colors may vary.

®* TM and © 1998 Hasbro, Inc.

® denotes Reg. U.S. Pat. & TM Office

U.S. Patent Pending

P/N 4820360000

