

BASEBALL

ELECTRONIC GAME

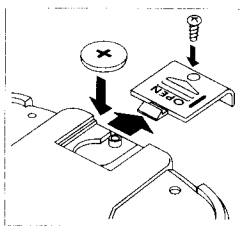
1 HOW TO WIN

It's your turn at bat! Score the highest possible total of runs in a 9 inning game! 3 outs per inning!

2 REPLACING THE BATTERY

When the battery need replacing, remove the battery compartment lid at the back of the game to take out the exhausted battery and install a new battery of LR 44,SR 44, or equivalent.

Do not use a rechargeable battery.



3 CAUTION



High temperature will destroy the unit. Do not leave unit in direct sunlight.



Clean only with a piece of soft dry cloth.

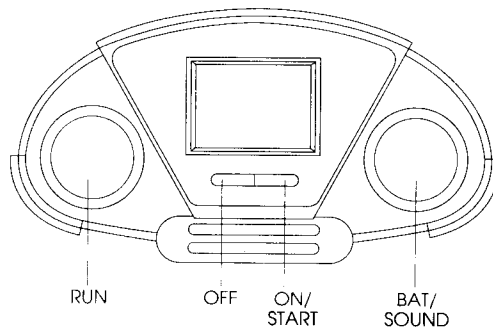


Do not press the liquid crystal display and avoid heavy shock or the display may fail.


CAUTION : BATTERIES SHOULD BE REPLACED BY ADULT.

Replace battery at the first sign of erratic operation.

4 CONTROL GUIDE



- | | |
|-----------|--|
| ON/START | —To turn on the unit.
—To start the game.
—To start each inning. |
| OFF | —To turn off the unit. |
| BAT/SOUND | —To bat (during game).
—To control sound: on or off (during pause). |
| RUN | —To run to next base. |



3 strikes makes an OUT. Computer defense can also throw you OUT on the basepaths!

You'll hear a special tone when you make an out!

3 outs, of course, completes each inning. The game pauses after each inning. During a pause, press the SOUND button to turn sound on or off.

Press the ON/START button to begin the next inning. When you complete a 9 inning game, press ON/START to begin a new game!

Press the OFF button when you're finished playing. Don't worry if you forget—the game shuts off automatically after about 3 minutes of non action!

Now let's play ball!

5 HOW TO PLAY

Pull the plastic tab from the battery area to energize your game! Press the ON/START button to turn on the unit. You'll hear an "On" beep and the highest score is displayed.

Press the ON/START button again to start INNING 1!

You're always at bat! The computer pitcher will start pitching! He'll throw FAST or SLOW and throw STRAIGHT or a CURVEBALL!

Press the BAT button to swing at pitches!

If you hit it, press the RUN button to run to first base! Press RUN again if you want to stretch the hit into extra bases! But if you run recklessly, the computer defense can throw you out!

If you hit a HOME RUN, the batter automatically circles the bases and the HOME RUN indicator blinks!

Display shows RUNS as well as BALL/STRIKE/OUT.

© 1991 TIGER ELECTRONICS, INC.
980 Woodlands Parkway,
Vernon Hills, Illinois 60061, U.S.A.

86 - G089 - D310

PRINTED IN HONG KONG