

# MICROVERSE™

MICROPLAY JUST HIT IT BIG!™



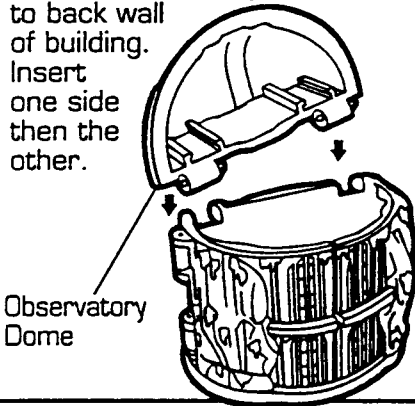
**WARNING:**

CHOKING HAZARD - Small parts.  
Not for children under 3 years.

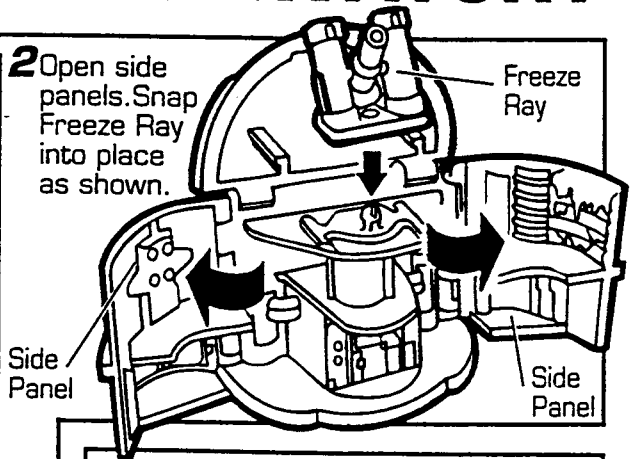
AGES 5 AND UP

## MR. FREEZE™ OBSERVATORY

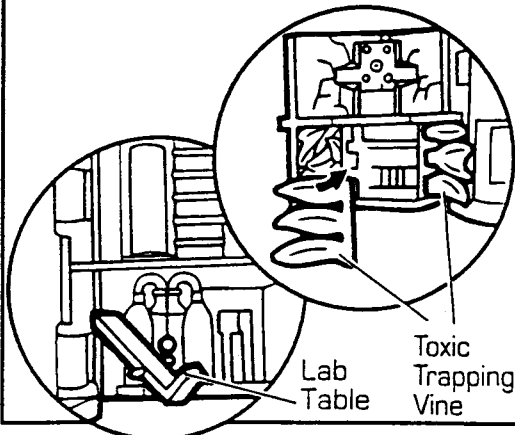
- 1** Attach observatory dome to back wall of building. Insert one side then the other.





- 2** Open side panels. Snap Freeze Ray into place as shown.

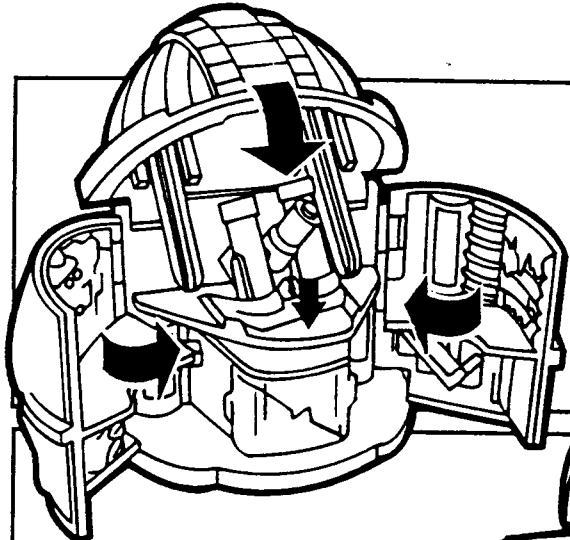


- 3** Snap Toxic Trapping Vines into place. Attach lab table, pressing pin in table into hole in lab wall.

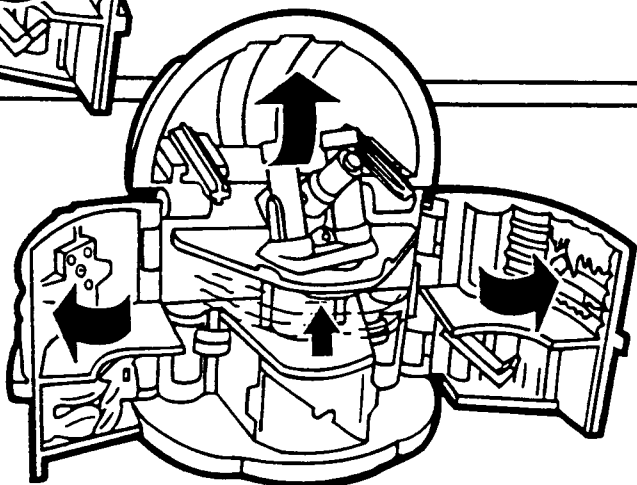


- 4** Assemble two ice panels to make Ice Cage. Bottom half first on base, then add top half.





**5**  
 Push down on gun platform.  
 Holding it down as you close  
 the side panels. Now close  
 Observatory Dome.



**6**  
 To open playset,  
 open side panels.  
 The gun platform  
 will spring upwards  
 opening  
 the dome.

**7**

Figure being held in  
 Ice Cage.

Place figure  
 in Freeze Ray.

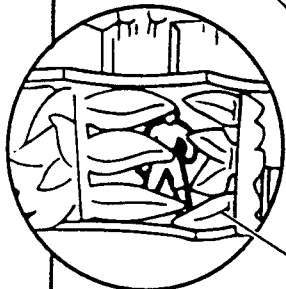
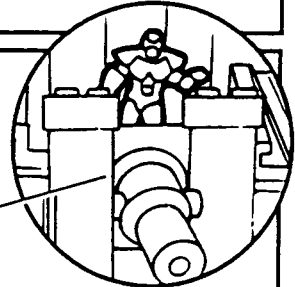
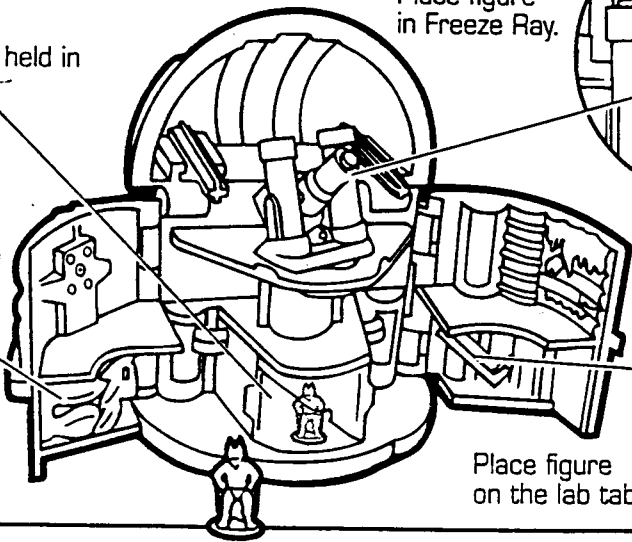


Figure captured  
 by Toxic Trapping  
 Vines.



Place figure  
 on the lab table.



**Kenner**