

## Catapult Grip<sup>™</sup>

Basic launcher, ripcord and top not included.

**⚠ WARNING: Do not use BEYBLADE tops or BEYSTADIUM<sup>™</sup> on tables or other elevated surfaces.**

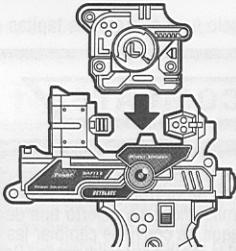
BEYBLADE tops/BEYSTADIUM are intended to be used on the floor. Do not lean over the stadium when BEYBLADE tops are in play. BEYBLADE tops may bounce up and hit eye or face.

- Before playing, please read instructions. Please keep these instructions for future reference.

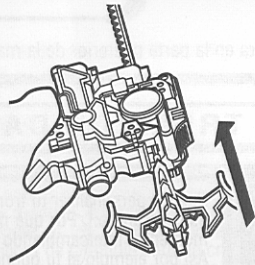
BEYSTADIUM sold separately.

### TO LAUNCH:

- 1** Attach right or left spin launcher as shown.

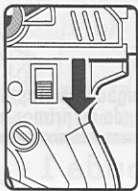


- 2** Insert ripcord as shown.

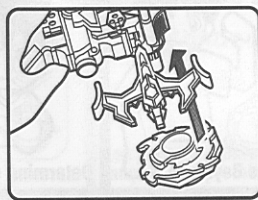


### DUAL LAUNCHING MODES:

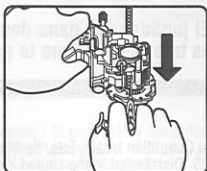
- A** For catapult action, slide the Action Switch down.



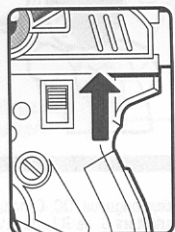
- B** Attach BEYBLADE top to launcher.




- C** Pull ripcord to launch! Catapult action will activate and launch your top forward into your opponent.



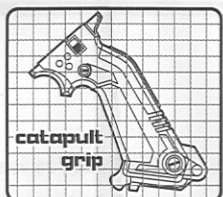
- D** For a normal launch, slide the switch up to lock the catapult action.



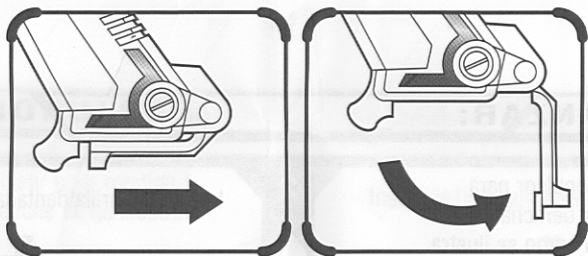
## FEATURES:



An internal spring allows the catapult action to slide back as you pull on the ripcord, and then snaps the action forward, launching your BEYBLADE®\* at the perfect angle for an early attack on your opponent!



Custom grip fits perfectly in your hand for a steadier launch!



A hatch in the bottom of the hollow grip gives you plenty of room for storing your bit chips! (not included)



## CUSTOMIZE FOR EACH BATTLE!

### WHAT IS CUSTOMIZING?

Customizing is taking parts from different BEYBLADE tops and putting them together to create a new top. Why customize? Because you can change how your top will perform in battle. By switching parts, you can create a top that will perform a certain way. For example, if your opponent has an Attack Type top, you may want to change your top's parts to make it a Defense Type top, to help withstand your opponent's attacks.

Learn all the different types of Attack Rings, Weight Disks and Spin Gears that are available and that you have in your collection. Look at the star chart on the packages to see the strengths of each top's parts and check out the website [beyblade.hasbro.com](http://beyblade.hasbro.com) for more information!

### TRIPLE SHOT You and your opponent each battle 3 BEYBLADE tops for triple the action!



Check it out! For game ideas, strategies and official game rules, please see

[www.beyblade.com](http://www.beyblade.com)  
[beyblade.hasbro.com](http://beyblade.hasbro.com)



Watch it on  
abc family

Product and colors may vary  
®\* and/or ™\* & © 2004 H  
© denotes Reg. U.S. Pat. &  
© HUDSON SOFT/TAKARA  
© Aoki Takao•BB3Project•T  
TM & © ABC Family World