

# BEYBLADE

AGES 8+  
82508/82500 Asst.

17

TOPS

## GRIP ATTACKER™ Attack Type

Includes unassembled BEYBLADE top, launcher, ripcord and instructions.  
Assembly required. Phillips screwdriver needed (not included).

**⚠ WARNING: Do not use BEYBLADE tops or Beystadium on tables or other elevated surfaces.**

BEYBLADE tops/Beystadium are intended to be used on the floor. Do not lean over the stadium when BEYBLADE tops are in play. BEYBLADE tops may unexpectedly fly off elevated surfaces and cause eye or facial injury.

• Before assembly and playing, please read instructions. Please keep these instructions for future reference.

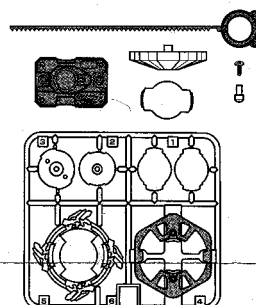
• When removing parts from runner frame, ask an adult to help you trim off any excess plastic using scissors or other suitable tool.

• The frame is numbered. Please follow the numbers carefully and make sure you are assembling the right parts.

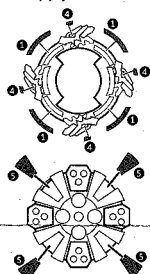
• Discard plastic bags immediately.

### PARTS:

Runner Frame Parts, Blade Base, Base Tip, Clear Cover, Launcher, Ripcord



Peel and apply labels as shown.

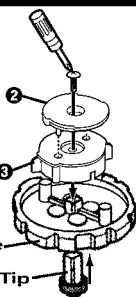


## BUILD:

1

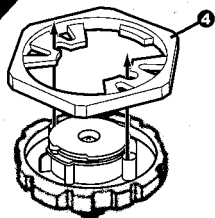
Insert Base Tip into Blade base. Attach ① spin gear and ② gear top to Blade Base with the screw, using a Phillips screwdriver.

Blade Base  
Base Tip



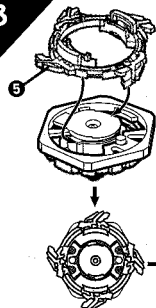
Note: Make sure screw is completely attached.

2



Place ④ Weight Disk on Blade Base assembly.

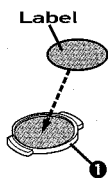
3



Place ⑤ Attack Ring onto Blade Base, aligning tabs on ring with grooves on spin gear. Turn ring to the left until it locks onto base. (To remove ring from base, turn ring to the right.)

4

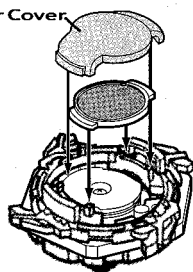
Apply one label to each ① Bit Chip.



5

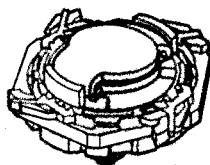
Place one Bit Chip on Attack Ring. Attach clear cover to Attack Ring.

Clear Cover

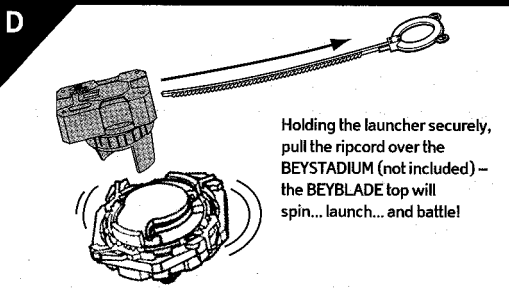
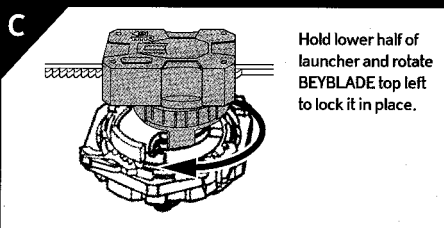
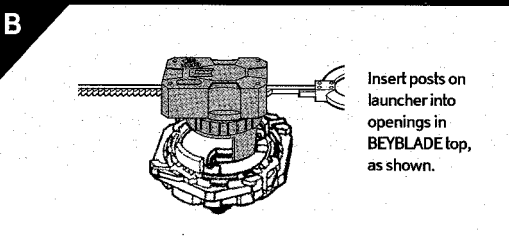
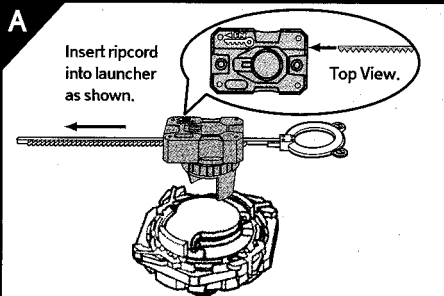


6

Your BEYBLADE top is now ready for battle!



# LAUNCH:



# CUSTOMIZE FOR EACH BATTLE!

Interchange parts with other BEYBLADE tops to customize for different winning strategies!  
The more BEYBLADE tops you collect, the more customizing you can do!

Collect and customize with these interchangeable parts:

Attack Ring:	contact type
Weight Disk:	speed & momentum
Spin Gear:	spin direction
Blade Base:	movement patterns

By customizing, you can create these different BEYBLADE top types:

Attack Type:	rooms around the stadium
Combination Type:	steady motion
Endurance Type:	spins for a long time
Defense Type:	stays in one place

## TRIPLE SHOT You and your opponent each battle 3 BEYBLADE tops for triple the action!

