

Model No.: 76-081  
For Ages 5 and Up

# Blue Diamonds™



## Deluxe Slots Game

FOR ENTERTAINMENT PURPOSES ONLY

76081IWTIE-1



Welcome to Las Vegas-style action, with all of the exciting sounds and thrills of an actual slot machine. Listen closely...you can hear the sounds of coins dropping, wheels spinning, and if you're lucky....all the bells and whistles of a **SUPER JACKPOT!** Welcome to Blue Diamonds!



**THE LEGEND OF THE ONE-ARMED BANDIT**

The very first slot machines were often referred to as "one armed-bandits", because of their single levers, and the fact that players often felt robbed after playing. Very few slots players come away from the machines richer than when they started.






Your luck is about to change. "Blue Diamonds" is a simulated slot machine, one that can be played for hours of fun anywhere, any time...without burning a hole in your pocket!

**HOUSE RULES**

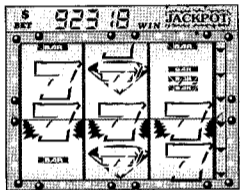
If you're an old pro at this, you may just want to start dropping in those coins right away, but new players should read the rules before jumping into the game.

The game is set up just like a real slot machine. As you enter our "casino", you start with \$500 in your pocket. (As you play, the game will keep track of your winnings...and losses, even if you shut off the unit.)

When you approach the BLUE DIAMONDS slot machine, you are presented with a few options. You'll see that you can bet from 1 to 3 coins in this machine. Each coin is \$1, so be careful how you spend it!

You should also notice that there are various types of symbols or icons found in the game. The symbols are **BARS** singles (  ), doubles (  ), and triples (  ), **SEVENS** (7's  ), and **DIAMONDS** (  ). The object of each spin of the wheel is to line

up three of the same symbol at the center line. You have no control over this, it's just a matter of Lady Luck smiling at you at the right time.



**WINNING COMBOS  
PAY OFF AT THE  
CENTER LINE ONLY!**

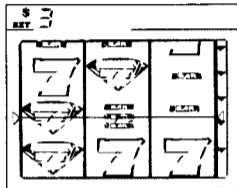
Different symbols are worth different amounts, as you can see from the payout chart on the game. Your winnings also depend on how much you bet. A 3 coin bet (or MAX BET) will always pay the most, but it's also the riskiest, since you're betting \$3 instead of \$1 or \$2.

## PLACE YOUR BETS!

There are a couple of different betting options in the game. If you're a high roller, a risk taker, a....gambler, you'll want to use the **MAX BET** button. Every time you press this button, you'll automatically bet the maximum amount of 3 coins, and start the wheels spinning. Once again, this is a risky bet, since you lose more with every unsuccessful spin. But the payouts are greater if you manage to hit a winning combination, and the SUPER JACKPOT is only possible by playing a 3 coin bet!!

It's also possible to bet 1 or 2 coins. This is a good strategy, since you won't run out of money so quickly, and the payouts are still pretty good, especially with the 2 coin bet. To place a bet, use the **BET** button. Each time you press this button, you'll see the amount bet appear on the screen (1...2...3...1...2...etc.). You always have the option of changing your bet before spinning the wheels, unless you use the **MAX BET** button.

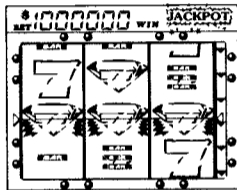
**BAR**



**PRESSING THE MAX BET BUTTON SPINS THE WHEELS AUTOMATICALLY.**

Now, finally, it's time to press the SPIN button to spin the wheels and see what comes up! Payouts are based on the PAYOUT CHART below. Your payout is based on the amount bet, and which symbols appear at the CENTER LINE.

	1st COIN	2nd COIN	3rd COIN
<b>3 DIAMONDS</b>	500	1000	1,000,000
<b>3 SEVENS</b>	100	200	300
<b>3 TRIPLE BARS</b>	50	100	150
<b>3 DOUBLE BARS</b>	20	40	60
<b>3 SINGLE BARS</b>	10	20	30
<b>ANY 3 BARS</b>	5	10	15
<b>ANY 2 DIAMONDS</b>	5	10	15
<b>ANY 1 DIAMOND</b>	2	4	6

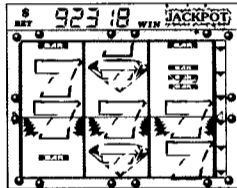


**GO FOR THE SUPER JACKPOT. IT'S WORTH A COOL MILLION!**



**NOTE** - Remember that the amount bet is always subtracted from your score. For example, if you bet 3 coins, and hit a winning combination of 3 SINGLE BARS, you will win \$30, but your score will only increase by \$27.

**JACKPOT!!!!**



The game is very easy to play, but here's a summary of the controls/buttons used in the game.

**ON/OFF**

- to turn on the unit.
- to turn off the unit

**SOUND**

- to toggle the sound: on/off

**BET**

- to bet a coin. Each press of the button will bet another coin, up to the maximum of 3 coins.

**MAX BET**

- to bet the maximum amount (3 coins). This will spin the wheels automatically.

**SPIN**

- to spin the wheels after placing your bet.

**MAX SCORE**

- to view the maximum score achieved on the unit

**BREAK THE BANK!**

Press the **ON/START** button to turn on the unit. You should hear the “**Jackpot**” bell, and your cumulative, or current score will be displayed on the screen. If this is your first time playing, you’ll start out with \$500. Spend it wisely, because when it runs out, the game is over!

Now it’s time for serious slots action. Press the **BET** button to place your bet from 1 to 3 coins. If you make a mistake (before pressing **SPIN**), just press **BET** until the amount you want to bet appears. When you have placed your bet, press the **SPIN** button to start the wheels spinning.

If you prefer to live dangerously, use the **MAX BET** button. You are now betting the maximum amount of 3 coins, and spinning the wheels, all with the press of a button!

You should now see the symbols spinning. When they stop, look to see which symbols are lined up three in a row at the **CENTER LINE**.

If any of the combinations appearing in the payout chart show up at the center line, you win. Remember, you win based not only on winning combinations, but also on how much you bet. Check the payout chart in this guide, as well on the unit for the exact amount.

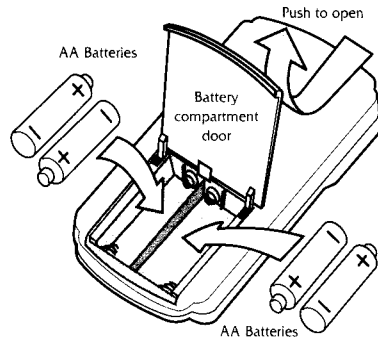
While the wheels are spinning, and with every winning combination, you will hear realistic slot machine sound effects. Bells, sirens, and huge coin payouts are only some of the sounds you can hear. However, if you need to play without sound for any reason, just press the **SOUND** button to toggle the sound effects on/off.

We'll start you out with \$500, but it's up to you to **WIN BIG!** The game will keep track of your winnings, as well as the highest score achieved, even if the unit is shut off. If you should happen to run out of money, the game will reset back to \$500. Place your bets, and **GOOD LUCK!**

## INSERTING THE BATTERIES

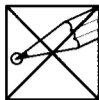
To insert the batteries, remove the battery compartment cover at the back of the game by pushing in the direction of the arrow. Insert 4x1.5V "AA" or, 4x1.5V "UM-3"/LR6 batteries or equivalent (not included) making sure to align "+" and "-" as shown.

To ensure proper function:  
**DO NOT MIX OLD AND NEW BATTERIES.**  
**DO NOT MIX ALKALINE, STANDARD OR RECHARGEABLE BATTERIES.**





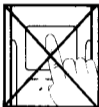
High temperature will destroy the unit. Do not leave unit in direct sunlight.



Do not use a pencil or pin to press the ACL switch. Use a ball-point pen.



Clean only with a piece of soft dry cloth.



Do not press the liquid crystal display and avoid heavy shock or the display may fail.

### DEFECT OR DAMAGE

If a part of your game is damaged or something has been left out, **DO NOT RETURN THE GAME TO THE STORE.** The store doesn't have replacement parts. Instead, write to us at:

TIGER ELECTRONIC TOYS REPAIR CENTER

980 Woodlands Parkway, Vernon Hills, Illinois 60061, U.S.A.

In your note, mention the name of your game, the game's model number and tell us briefly what the problem is. Also include sales slip, date and place of purchase and price paid. We will do our best to help.

### 90-DAY LIMITED WARRANTY

Tiger Electronic Toys warrants to the original consumer purchaser of any of its electronic games that the product will be free of defects in material or workmanship for 90 days from date of purchase.

During this 90-day warranty period the game will either be repaired or it will be replaced (at our option) without charge to the purchaser, when returned either to the dealer with proof of the date of purchase, or when returned prepaid and insured with proof of date of purchase, to Tiger Electronic Toys, 980 Woodlands Parkway, Vernon Hills, Illinois 60061, USA.

Units returned without proof of the date of purchase, or units returned after the 90-day warranty period has expired, will be repaired or replaced (at our option) for a service charge of US\$12.00. Payment must be made by check or money order. This non-warranty service will only be available for one year from the date of purchase. All non-warranty units must be returned postage paid and insured to TIGER ELECTRONIC TOYS, REPAIR CENTER, 980 WOODLANDS PARKWAY, VERNON HILLS, ILLINOIS 60061, USA.

Tiger Electronic Toys will not be liable for loss of use of the product or other incidental or consequential costs, expenses, or damages incurred by the purchaser. Any implied warranties are limited in duration to the 90-day period from the original date of purchase.

This warranty gives you specific legal rights and you may also have other rights which vary from state to state so the foregoing limitations may not apply to you. This warranty does not cover damage resulting from accident, unreasonable use, negligence, improper service or other causes not arising out of defects in material or workmanship.

**HOW TO RECEIVE SERVICE FROM THE TIGER ELECTRONIC TOYS REPAIR CENTER FOR YOUR ELECTRONIC GAME DURING AND AFTER THE 90-DAY WARRANTY PERIOD.** During the 90-day warranty period, you may have a defective game replaced at the dealer from





# WARRANTY



which it was purchased. If, however, during the 90-day warranty period, you choose to obtain repair or replacement from the Tiger Electronic Toys Repair Center, please make the arrangements described below:

1) Pack the game carefully in the original box. If the game box is not available, use a sturdy carton with plenty of newspaper, foam or other padding and tie it securely.

2) Carefully print on the box or carton the following name and address

TIGER ELECTRONIC TOYS,  
REPAIR CENTER  
980 Woodlands Parkway,  
Vernon Hills, Illinois 60061, USA.

Also, don't forget to show your return address.

3) Put parcel post stamps on the package; insure the package, then mail.

After the 90-day warranty period and up to one year from the date of purchase, do all of the above PLUS enclose your check or money order for US\$12.00 payment for the repair service.

**For entertainment purposes only.  
No actual prizes or awards offered.**

© Copyright 1995 Tiger Electronics, Inc.  
980 Woodlands Parkway, Vernon Hills, Illinois 60061, USA.

Printed in Hong Kong