

Ages 2 & Up
Item No. 66427

BobTM
the
Builder

**Counting
Hammer**TM



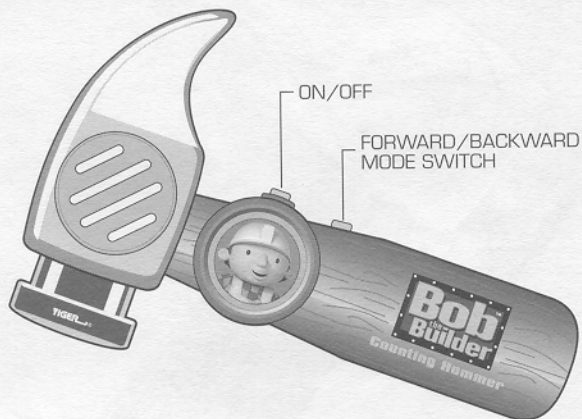
INSTRUCTION

MESSAGE TO PARENTS

Thank you for bringing home BOB'S COUNTING HAMMER. This is a wonderful educational product for your child. It's exciting to learn with Bob!

Bob will help your child to learn how to count to twenty forward and backward! Your child will also sharpen his/her abilities to listen and concentrate. These fundamental skills combine to form the building blocks for future development.

Please read the instructions carefully and learn about the different features of BOB'S COUNTING HAMMER. This will allow you to explain them to your child in a way that is easy for them to understand.



ON/OFF

- Locate the switch on the top of the hammer. Press this button to turn ON/OFF Bob's COUNTING HAMMER.

FORWARD/BACKWARD MODE SWITCH

- Locate the switch beside ON/OFF switch. Move to switch from FORWARD counting mode that counts from one to twenty, to BACKWARD counting mode that counts from twenty to one.


1

INSERTING THE BATTERIES

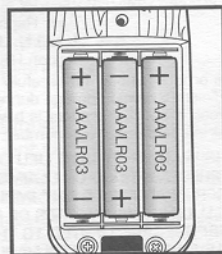
Important Note: Battery installation should be done by an adult.

1. "BOB'S COUNTING HAMMER" requires 3 x 1.5V "AAA" or LRO3" batteries.
2. To replace the batteries in the COUNTING HAMMER, locate the battery compartment on the handle of the hammer.
3. Open the battery compartment door by using a standard Phillips head screwdriver to turn the screw counterclockwise (ILLUSTRATION 1).
4. Remove discharged batteries (if necessary) and insert new batteries according to the diagram provided in the battery compartment (ILLUSTRATION 2).
5. Close the battery compartment door and dispose of used batteries properly.

Note: These instructions are also stamped onto the back of the product for future reference.



(ILLUSTRATION 1)



(ILLUSTRATION 2)

WHEN TO REPLACE BATTERIES

Change the batteries when Bob's voice becomes garbled or seems to be slowing down during play, or when pressing a button does not trigger a response from the unit.

To ensure proper function:

- Do not mix old and new batteries.
- Do not mix alkaline, standard or rechargeable batteries.
- Battery installation should be done by an adult.
- Non-rechargeable batteries are not to be recharged.



2

- Rechargeable batteries are to be removed from the toy before being charged (if removable).
- Rechargeable batteries are only to be charged under adult supervision (if removable).
- Only batteries of the same or equivalent type as recommended are to be used.
- Batteries are to be inserted with the correct polarity.
- Exhausted batteries are to be removed from the toy.
- The supply terminals are not to be short-circuited.

WARNING: DO NOT DISPOSE OF BATTERIES IN FIRE. BATTERIES MAY EXPLODE OR LEAK.

TAKING CARE OF BOB'S COUNTING HAMMER

To protect your BOB'S COUNTING HAMMER, follow these instructions:

Prevent spills of food and beverage on the unit.

Do not submerge the product in water. If the product needs to be cleaned, wipe gently with a barely damp, soft cloth.

Do not throw or kick the product, and do not push sharp objects through the speaker openings.

HOW TO PLAY

"BOB'S COUNTING HAMMER" combines the fun of a play tool and learning to count with the friendly world of BOB THE BUILDER to encourage learning of numbers. Your child's ability to concentrate and listen will also be enhanced!

Press the ON button to begin the game.

You'll hear Bob say, "HELLO, CAN WE BUILD IT? YES, WE CAN!"

Use MODE SWITCH to pick FORWARD or BACKWARD counting.

PLEASE NOTE: The end of the COUNTING HAMMER is hard plastic. Please supervise your child when playing with the COUNTING HAMMER, as with any toy. Please direct them as to the best places to play.

TURNING THE UNIT OFF

"BOB'S COUNTING HAMMER" has an automatic shut-off feature to help prolong battery life. If there is still no activity, the "BOB'S COUNTING HAMMER" will then automatically turn itself off. You'll hear Bob say, "GOODBYE!" just before the game shuts itself off. Press the "ON" button to restart the toy.

This device complies with Part 15 of the FCC Rules. Operation is subject to the following two conditions :

- (1) this device may not cause harmful interference, and
- (2) this device must accept any interference received, including interference that may cause undesired operation.

Warning: Changes or modifications to this unit not expressly approved by the party responsible for compliance could void the user's authority to operate the equipment.

NOTE: This equipment has been tested and found to comply with the limits for a Class B digital device, pursuant to Part 15 of the FCC Rules. These limits are designed to provide reasonable protection against harmful interference in a residential installation. This equipment generates, uses, and can radiate radio frequency energy and, if not installed and used in accordance with the instructions, may cause harmful interference to radio communications. However, there is no guarantee that interference will not occur in a particular installation. If this equipment does cause harmful interference to radio or television reception, which can be determined by turning the equipment off and on, the user is encouraged to try to correct the interference by one or more of the following measures:

- Reorient or relocate the receiving antenna.
- Increase the separation between the equipment and receiver.
- Connect the equipment into an outlet on a circuit different from that to which the receiver is connected.
- Consult the dealer or an experienced radio TV technician for help.

90-DAY LIMITED WARRANTY

Tiger Electronics (Tiger) warrants to the original consumer purchaser of this product that the product will be free from defects in materials or workmanship for 90 days from the date of original purchase. This warranty does not cover damages resulting from accident, negligence, improper service or use or other causes not arising out of defects in materials or workmanship.

During this 90-day warranty period, the product will either be repaired or replaced (at Tiger's option) without charge to the purchaser, when returned with proof of the date of purchase to either the dealer or to Tiger.

Product returned to Tiger without proof of the date of purchase or after the 90-day warranty period has expired, but prior to one year from the original date of purchase, will be repaired or replaced (at Tiger's option) for a service fee of U.S.\$9.00. Payments must be by check or money order payable to Tiger Electronics.

The foregoing states the purchaser's sole and exclusive remedy for any breach of warranty with respect to the product.

All product returned must be shipped prepaid and insured for loss or damage to:

Tiger Repair Department
1000 N. Butterfield Road, Unit 1023
Vernon Hills, IL 60061, USA.

The product should be carefully packed in the original box or other packing materials sufficient to avoid damage during shipment. Include a complete written description of the defect, a check if product is beyond the 90-day warranty period, and your printed name, address and telephone number.

THIS WARRANTY IS IN LIEU OF ALL OTHER WARRANTIES AND NO OTHER REPRESENTATIONS OR CLAIMS OF ANY NATURE SHALL BE BINDING ON OR OBLIGATE TIGER IN ANY WAY. ANY IMPLIED WARRANTIES APPLICABLE TO THIS PRODUCT, INCLUDING WARRANTIES OF MERCHANTABILITY AND FITNESS FOR A PARTICULAR PURPOSE, ARE LIMITED TO THE NINETY (90) DAY PERIOD DESCRIBED ABOVE. IN NO EVENT WILL TIGER BE LIABLE FOR ANY SPECIAL, INCIDENTAL, OR CONSEQUENTIAL DAMAGES RESULTING FROM POSSESSION, USE, OR MALFUNCTION OF THIS TIGER PRODUCT.

Some states do not allow limitations as to how long an implied warranty lasts and/or exclusions or limitations of incidental or consequential damages, so the above limitations and/or exclusions of liability may not apply to you. This warranty gives you specific rights, and you may also have other rights which vary from state to state.

For more information about Tiger Electronics, our products and special promotions, please visit our web site at: www.tigertoys.com

TIGER

ELECTRONICS

A division of Hasbro, Inc.

*Where Technology Comes to Play!*TM

®. TM, & © 2001 Tiger Electronics
All rights reserved.

980 Woodlands Parkway
Vernon Hills, IL 60061 USA
www.tigertoys.com

PRINTED IN CHINA



© HIT Entertainment PLC
and Keith Chapman 2001

200200160IWT1-01