

## FCC STATEMENT

This device complies with Part 15 of the FCC Rules. Operation is subject to the following two conditions:

- (1) This device may not cause harmful interference, and
- (2) This device must accept any interference received, including interference that may cause undesired operation.

**Warning:** Changes or modifications to this unit not expressly approved by the party responsible for compliance could void the user's authority to operate the equipment.

**NOTE:** This equipment has been tested and found to comply with the limits for a Class B digital device, pursuant to Part 15 of the FCC Rules. These limits are designed to provide reasonable protection against harmful interference in a residential installation. This equipment generates, uses and can radiate radio frequency energy and, if not installed and used in accordance with the instructions, may cause harmful interference to radio communications. However, there is no guarantee that interference will not occur in a particular installation. If this equipment does cause harmful interference to radio or television reception, which can be determined by turning the equipment off and on, the user is encouraged to try to correct the interference by one or more of the following measures:

- Reorient or relocate the receiving antenna.
- Increase the separation between the equipment and receiver.
- Connect the equipment into an outlet on a circuit different from that to which the receiver is connected.
- Consult the dealer or an experienced radio/TV technician for help.

For more information about Tiger Electronics, our products and special promotions, please visit our web site at: [www.tigertoys.com](http://www.tigertoys.com)

**TIGER**  
ELECTRONICS



Where Technology Comes to Play!™

©, TM, & © 2002 Tiger Electronics,  
a division of Hasbro, Inc.  
All Rights Reserved.  
980 Woodlands Parkway  
Vernon Hills, IL 60061 USA

PRINTED IN CHINA



© 2002 Hit Entertainment PLC and  
Keith Chapman. The Bob the  
Builder™ name and character and  
the Pilchard, Wendy and Roley  
characters are trademarks of HIT  
Entertainment PLC. Registered in  
the UK.

2002095701WT-01  
91-01495-004-L



# Talking Toy Telephone



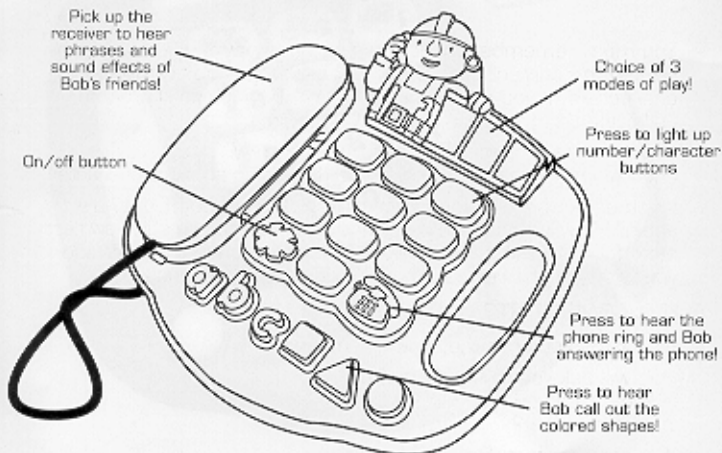
# INSTRUCTIONS

AGES 2+  
Item No. 66475

## INTRODUCTION

Thank you for purchasing Bob's Talking Toy Telephone, one of a family educational electronic learning products. We are committed to providing the best possible products to entertain and educate your child. Should you have any questions or concerns, please contact our Consumer Services Department.

Bob's Talking Toy Telephone uses popular characters, phrases and sound effects from the Bob the Builder™ animation series to help educate your child. Move Bob's hand to choose from 3 modes of fun game play, helping to teach number recognition, character recognition, character phrases, sound effects and a fun memory game! This play phone has been designed to provide your child with hours of learning fun!



1

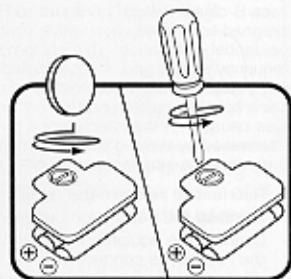
## INCLUDED IN THIS PACKAGE

- One Bob's Talking Toy Telephone
- One instruction manual.

**WARNING:** All packing materials such as tape, plastic sheets, wire ties and tags are not part of this toy, and should be discarded for your child's safety.

## BATTERY INSTALLATION

1. Make sure the unit is OFF.
2. Locate the battery cover on the back of the unit. Use a coin or screwdriver to loosen the screw.
3. Install 2 'AA' batteries as illustrated. (The use of new, alkaline batteries is recommended for maximum performance.)
4. Replace the battery cover and tighten the screw to secure the battery cover.



## TO ENSURE PROPER FUNCTION

- Do not mix old and new batteries.
- Do not mix alkaline, standard (carbon zinc), or rechargeable batteries (nickel-cadmium).
- Battery installation should be done by an adult.
- Non-rechargeable batteries are not to be recharged.
- Rechargeable batteries are to be removed from the toy before being recharged (if removable).
- Rechargeable batteries are only to be charged under adult supervision (if removable)
- Only batteries of the same or equivalent type as recommended are to be used.

2

- Batteries are to be inserted with correct polarity.
- Exhausted batteries are to be removed from the toy.
- The supply terminals are not to be short-circuited.

**WARNING: DO NOT DISPOSE OF BATTERIES IN FIRE. BATTERIES MAY EXPLODE OR LEAK.**

## TO BEGIN PLAY

1. To begin play, press the ON key located on the lower left corner of the keypad.



2. Select the activity you wish to play by sliding the activity selector (Bob's hand) on the top.



## DESCRIPTION OF ACTIVITIES

### Activity 1: LEARN IT?

- Slide the selector to the "Learn It?" mode.
- Press a number/character key and you will hear Bob identify the number, followed by a musical melody.
- Press a colored shape or a letter key and you will hear it identified.
- Press the phone key and hear a phone ringing sound effect, followed by Bob saying "Hello!"



### Activity 2: FOLLOW IT?

- Slide the selector to the "Follow It?" mode.



- Bob will callout a short sequence of character's names. Each individual character key will light up during each character callout.



- You must remember the sequence, and copy it by pressing the keys in the correct order. The longest sequence consists of 4 characters, if you reach this successfully, you win the game! Following this, a new sequence will begin.
- If you enter the number correctly then Bob will congratulate you, and then make the sequence harder by adding an extra character.
- If you enter the keys incorrectly, then Bob will say 'Oops, try again!' He will repeat the sequence again. If you are still incorrect after four attempts, Bob will say 'Oh no!'. He will then provide you with the answer before beginning a new sequence.

### Activity 3: FIND IT?

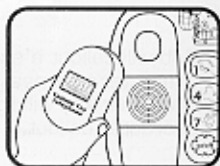
- Slide the selector to the "Find It?" mode.
- Bob will ask you to find one of his friends. Can you help him by pressing the correct key?
- If you are correct, Bob will congratulate you! You will then hear the character's catch phrase or sound effect. Bob will then prompt you to find another friend.



- If you press the incorrect key, Bob will say 'Oops, try again', followed by repeating the question.
- If incorrect after four attempts, then Bob will say 'Oh no!' followed by Bob identifying the character. He will then prompt you to find another friend.

### OFF THE HOOK

- Pick up the receiver to hear the phone ring.
- Press the character/number keys to hear the characters saying their catch phrase or hear their sound effect!
- Press a colored shape key or a letter key to hear it identified.
- Put the receiver back down to enter one of the other activities, depending on the position of the activity selector.



If there is no input for an extended time, the phone will ring randomly, followed by Bob saying 'Hello!'

### AUTOMATIC SHUT-OFF

To preserve battery life, Bob's Talking Toy Telephone will automatically shut off if there is no input for more than 3 minutes. Pressing the ON key can turn on the unit again.

### CARE AND MAINTENANCE

1. Keep the unit clean by wiping it with a slightly damp cloth.
2. Keep the unit out of direct sunlight and away from any direct heat source.
3. Remove the batteries when the unit is not in use for an extended period of time.
4. Do not drop the unit on hard surfaces and do not expose the unit to moisture or water.

### 90-DAY LIMITED WARRANTY

Tiger Electronics (Tiger) warrants to the original consumer purchaser of this product that the product will be free from defects in materials or workmanship for 90 days from the date of original purchase. This warranty does not cover damages resulting from accident, negligence, improper service or use or other causes not arising out of defects in materials or workmanship.

During this 90-day warranty period, the product will either be repaired or replaced (at Tiger's option) without charge to the purchaser, when returned with proof of the date of purchase to either the dealer or to Tiger.

Product returned to Tiger without proof of the date of purchase or after the 90-day warranty period has expired, but prior to one year from the original date of purchase, will be repaired or replaced (at Tiger's option) for a service fee of U.S. \$21.00. Payments must be by check or money order payable to Tiger Electronics.

The foregoing states the purchaser's sole and exclusive remedy for any breach of warranty with respect to the product.

All product returned must be shipped prepaid and insured for loss or damage to:

Hasbro Inc.  
Consumer Returns A-847  
1027 Newport Ave.  
Pawtucket, RI 02862

The product should be carefully packed in the original box or other packing materials sufficient to avoid damage during shipment. Include a complete written description of the defect, a check if product is beyond the 90-day warranty period, and your printed name, address and telephone number.

**THIS WARRANTY IS IN LIEU OF ALL OTHER WARRANTIES AND NO OTHER REPRESENTATIONS OR CLAIMS OF ANY NATURE SHALL BE BINDING ON OR OBLIGATE TIGER IN ANY WAY. ANY IMPLIED WARRANTIES APPLICABLE TO THIS PRODUCT, INCLUDING WARRANTIES OF MERCHANTABILITY AND FITNESS FOR A PARTICULAR PURPOSE, ARE LIMITED TO THE NINETY (90) DAY PERIOD DESCRIBED ABOVE. IN NO EVENT WILL TIGER BE LIABLE FOR ANY SPECIAL, INCIDENTAL, OR CONSEQUENTIAL DAMAGES RESULTING FROM POSSESSION, USE, OR MALFUNCTION OF THIS TIGER PRODUCT.**

Some states do not allow limitations as to how long an implied warranty lasts and/or exclusions or limitations of incidental or consequential damages, so the above limitations and/or exclusions of liability may not apply to you. This warranty gives you specific rights, and you may also have other rights, which vary from state to state.