

**Bob**<sup>TM</sup>  
the  
**Builder**

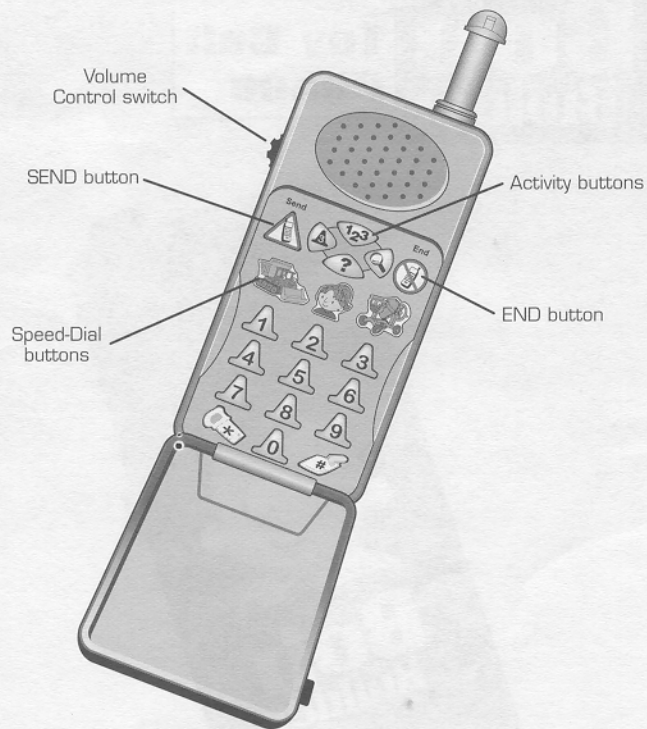
**Toy Cell  
Phone**



**INSTRUCTIONS**

**AGES 2+**  
Item No. 66426

We hope you enjoy learning numbers with Bob the Builder!



### Turning "ON" Bob the Builder Cell Phone

1. To turn the unit ON, press the "SEND" button.

### Selecting an activity

1. To choose an activity press one of the 4 activity buttons.

1

### Identify

In this activity Bob will help reinforce number identification. Press a number button and Bob will identify which number you have pressed.

### Find the Number

When you enter this activity Bob will ask you to find a number button. For example, Bob will ask "Can you find the number 5". If you answer the number correctly several times, Bob will say an encouraging phrase. If the question is answered incorrectly, the number button pressed will be identified and Bob will repeat the question.

### Before and After

In this activity Bob will ask you questions like "What number comes before 3?" or "What number comes after 7?" If you answer the number correctly, Bob will say an encouraging phrase. If the question is answered incorrectly, the number button pressed will be identified and Bob will repeat the question.

### Counting

Press a Number Button and Bob will count to it. For example, if you press the number, 4 Bob will count "0,1,2,3,4".

### Speed Dial Buttons

Press a speed dial button to hear a special message from Wendy, Muck or Dizzy.

### Turning "OFF" Bob the Builder Cell Phone

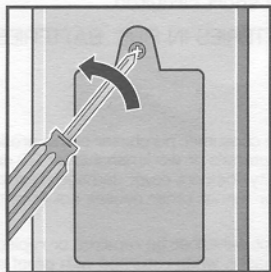
To turn the unit OFF press the "END" button.

### Automatic Shut-Off

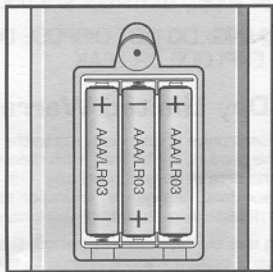
If the unit is not played with for 1 minute it will automatically go into sleep mode.

2

## Battery Installation



(ILLUSTRATION 1)



(ILLUSTRATION 2)

**Important Note:** Battery installation should be done by an adult.

1. Unscrew battery door. (ILLUSTRATION 1)
2. Remove used batteries and dispose of properly.
3. Insert 3 new AAA batteries. (ILLUSTRATION 2)
4. Replace battery door and tighten screw.

### To ensure proper function

- Do not mix old and new batteries.
- Do not mix alkaline, standard (carbon zinc), or rechargeable batteries (nickel-cadmium).
- Battery installation should be done by an adult.
- Non-rechargeable batteries are not to be recharged.
- Rechargeable batteries are to be removed from the toy before being recharged (if removable).
- Rechargeable batteries are only to be charged under adult supervision (if removable)
- Only batteries of the same or equivalent type as recommended are to be used.
- Batteries are to be inserted with correct polarity.

- Exhausted batteries are to be removed from the toy.
- The supply terminals are not to be short-circuited.

**WARNING: DO NOT DISPOSE OF BATTERIES IN FIRE. BATTERIES MAY EXPLODE OR LEAK.**

## 90-Day Limited Warranty

Tiger Electronics (Tiger) warrants to the original consumer purchaser of this product that the product will be free from defects in materials or workmanship for 90 days from the date of original purchase. This warranty does not cover damages resulting from accident, negligence, improper service or use or other causes not arising out of defects in materials or workmanship.

During this 90-day warranty period, the product will either be repaired or replaced (at Tiger's option) without charge to the purchaser, when returned with proof of the date of purchase to either the dealer or to Tiger.

Product returned to Tiger without proof of the date of purchase or after the 90-day warranty period has expired, but prior to one year from the original date of purchase, will be repaired or replaced (at Tiger's option) for a service fee of U.S. \$11.00. Payments must be by check or money order payable to Tiger Electronics.

**The foregoing states the purchaser's sole and exclusive remedy for any breach of warranty with respect to the product.**

All product returned must be shipped prepaid and insured for loss or damage to:

Hasbro Inc.  
Consumer Returns A-847  
1027 Newport Ave.  
Pawtucket, RI 02862

The product should be carefully packed in the original box or other packing materials sufficient to avoid damage during shipment. Include a complete written description of the defect, a check if product is beyond the 90-day warranty period, and your printed name, address and telephone number.

**THIS WARRANTY IS IN LIEU OF ALL OTHER WARRANTIES AND NO OTHER REPRESENTATIONS OR CLAIMS OF ANY NATURE SHALL BE BINDING ON OR OBLIGATE TIGER IN ANY WAY. ANY IMPLIED WARRANTIES APPLICABLE TO THIS PRODUCT, INCLUDING WARRANTIES OF MERCHANTABILITY AND FITNESS FOR A PARTICULAR PURPOSE, ARE LIMITED TO THE NINETY (90) DAY PERIOD DESCRIBED ABOVE. IN NO EVENT WILL TIGER BE LIABLE FOR ANY SPECIAL, INCIDENTAL, OR CONSEQUENTIAL DAMAGES RESULTING FROM POSSESSION, USE, OR MALFUNCTION OF THIS TIGER PRODUCT.**

Some states do not allow limitations as to how long an implied warranty lasts and/or exclusions or limitations of incidental or consequential damages, so the above limitations and/or exclusions of liability may not apply to you. This warranty gives you specific rights, and you may also have other rights, which vary, from state to state.

For more information about Tiger Electronics, our products and special promotions, please visit our web site at: [www.tigertoys.com](http://www.tigertoys.com)

Please retain instructions for future reference.

**TIGER**  
**ELECTRONICS**

*Where Technology Comes to Play!*<sup>™</sup>



©, TM, & © 2002 Tiger Electronics,  
a division of Hasbro, Inc.  
All Rights Reserved.  
980 Woodlands Parkway  
Vernon Hills, IL 60061 USA

**PRINTED IN CHINA**



© 2002 Hit Entertainment PLC and Keith Chapman. The Bob the Builder<sup>™</sup> name and character and the Pilchard, Wendy and Roley characters are trademarks of HIT Entertainment PLC. Registered in the UK.