

Walkie Talkies

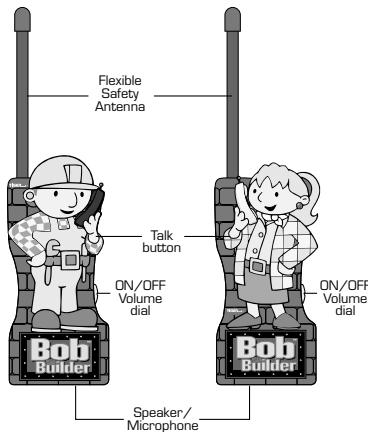
INSTRUCTION



Ages 4 and up
Item No. 59401

TO OPERATE:

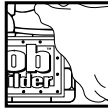
1. To turn on the walkie talkie, turn the ON/OFF VOLUME dial to the ON position.
2. Slowly adjust the ON/OFF VOLUME dial to the desired listening level.
3. To send a message, press and hold the TALK button with the microphone about 4" from your mouth. Speak directly into the speaker/microphone in a normal voice.
4. To receive a message, release the TALK button.
5. To turn off the walkie talkie, turn the ON/OFF VOLUME dial until it clicks into the OFF position.



DEFECT OR DAMAGE



High temperature will destroy the unit. Do not leave unit in direct sunlight.



Clean only with a piece of soft dry cloth.

Replace battery at the first sign of erratic operation. If a part of your game is damaged or something has been left out, **DO NOT RETURN THE GAME TO THE STORE.**

The store doesn't have replacement parts. Instead, write to us at:

Tiger Repair Department
1000 N. Butterfield Road, Unit 1023
Vernon Hills, IL 60061, USA.

Please include a note with your return explaining the problem along with a sales slip, date, place of purchase and price paid. We will do our best to expedite your return promptly.

CAUTION:

1. If your walkie talkie does not operate properly, try a new set of batteries.
2. After use, always turn off the walkie talkie.
3. Do not touch antenna with your fingers or hand, while you are using walkie talkie. It will cause weak transmissions.
4. Your walkie talkie set has been fully adjusted prior to shipment from the factory. Do not touch the internal parts other than to replace the battery.
5. To prevent damage, do not expose the walkie talkie to rain or moisture.

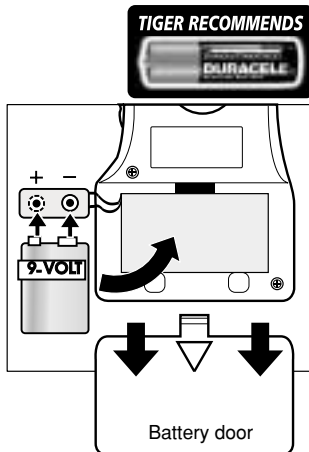
FOR BOTH UNITS:

Open the battery compartment unit on the back of the unit by pushing in the direction of the arrow and lift. Insert one 9V (6LR61) battery, making sure to correctly connect the positive and negative terminals. Replace the battery compartment door and slide until you feel it lock into place.

Each unit requires its own battery.

To ensure proper function:

- Battery installation should be done by an adult.
- Non-rechargeable batteries are not to be recharged.
- Rechargeable batteries are to be removed from the toy before being charged (if removable).
- Rechargeable batteries are only to be charged under adult supervision (if removable).
- Only batteries of the same or equivalent type as recommended are to be used.



- Batteries are to be inserted with the correct polarity, and follow the toy and battery manufacturer's instructions.
- Exhausted batteries are to be removed from the toy.
- The supply terminals are not to be short-circuited.
- Do not dispose of batteries in fire, batteries may explode or leak.

FCC STATEMENT

This device complies with Part 15 of the FCC Rules. Operation is subject to the following two conditions :

- (1) this device may not cause harmful interference, and
- (2) this device must accept any interference received, including interference that may cause undesired operation.

Warning: Changes or modifications to this unit not expressly approved by the party responsible for compliance could void the user's authority to operate the equipment.

NOTE: This equipment has been tested and found to comply with the limits for a Class B digital device, pursuant to Part 15 of the FCC Rules. These limits are designed to provide reasonable protection against harmful interference in a residential installation. This equipment generates, uses, and can radiate radio frequency energy and, if not installed and used in accordance with the instructions, may cause harmful interference to radio communications. However, there is no guarantee that interference will not occur in a particular installation. If this equipment does cause harmful interference to radio or television reception, which can be determined by turning the equipment off and on, the user is encouraged to try to correct the interference by one or more of the following measures:

- Reorient or relocate the receiving antenna.
- Increase the separation between the equipment and receiver.
- Connect the equipment into an outlet on a circuit different from that to which the receiver is connected.
- Consult the dealer or an experienced radio TV technician for help.

90-DAY LIMITED WARRANTY

Tiger Electronics (Tiger) warrants to the original consumer purchaser of this product that the product will be free from defects in materials or workmanship for 90 days from the date of original purchase. This warranty does not cover damages resulting from accident, negligence, improper service or use or other causes not arising out of defects in materials or workmanship.

During this 90-day warranty period, the product will either be repaired or replaced (at Tiger's option) without charge to the purchaser, when returned with proof of the date of purchase to either the dealer or to Tiger.

Product returned to Tiger without proof of the date of purchase or after the 90-day warranty period has expired, but prior to one year from the original date of purchase, will be repaired or replaced (at Tiger's option) for a service fee of U.S.\$10.00. Payments must be by check or money order payable to Tiger Electronics.

The foregoing states the purchaser's sole and exclusive remedy for any breach of warranty with respect to the product.

All product returned must be shipped prepaid and insured for loss or damage to:

Tiger Repair Department
1000 N. Butterfield Road, Unit 1023
Vernon Hills, IL 60061, USA.

The product should be carefully packed in the original box or other packing materials sufficient to avoid damage during shipment. Include a complete written description of the defect, a check if product is beyond the 90-day warranty period, and your printed name, address and telephone number.

THIS WARRANTY IS IN LIEU OF ALL OTHER WARRANTIES AND NO OTHER REPRESENTATIONS OR CLAIMS OF ANY NATURE SHALL BE BINDING ON OR OBLIGATE TIGER IN ANY WAY. ANY IMPLIED WARRANTIES APPLICABLE TO THIS PRODUCT, INCLUDING WARRANTIES OF MERCHANTABILITY AND FITNESS FOR A PARTICULAR PURPOSE, ARE LIMITED TO THE NINETY (90) DAY PERIOD DESCRIBED ABOVE. IN NO EVENT WILL TIGER BE LIABLE FOR ANY SPECIAL, INCIDENTAL, OR CONSEQUENTIAL DAMAGES RESULTING FROM POSSESSION, USE, OR MALFUNCTION OF THIS TIGER PRODUCT.

Some states do not allow limitations as to how long an implied warranty lasts and/or exclusions or limitations of incidental or consequential damages, so the above limitations and/or exclusions of liability may not apply to you. This warranty gives you specific rights, and you may also have other rights which vary from state to state.

For more information about Tiger Electronics, our products and special promotions, please visit our web site at: www.tigertoys.com

© HIT Entertainment PLC
and Keith Chapman 2001

TIGER
ELECTRONICS

A division of Hasbro, Inc.

®, TM, & © 2001 Tiger Electronics

All rights reserved.
980 Woodlands Parkway,
Vernon Hills, IL 60061, USA

MADE AND PRINTED IN CHINA

