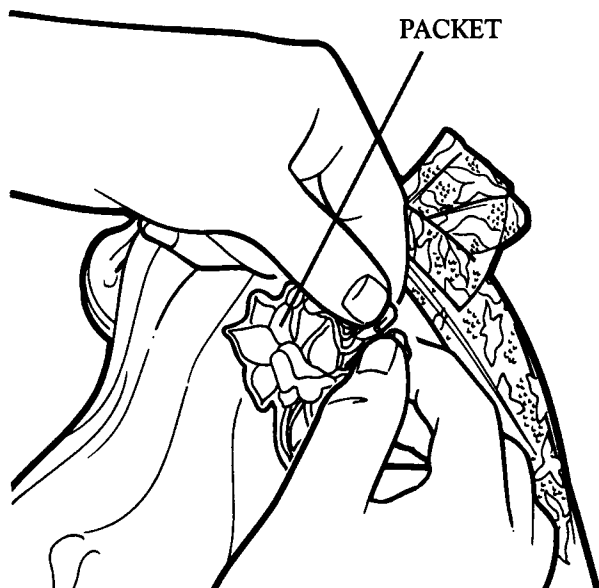


Bride Surprise™

INSTRUCTIONS

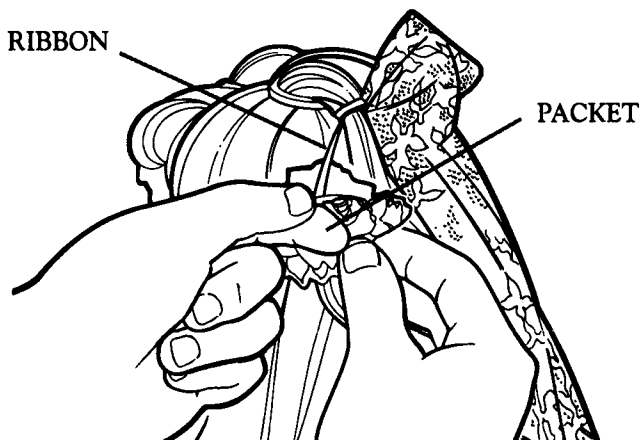
WARNING:
CHOKING HAZARD - Small parts.
Not for children under 3 years.

TO FIND THE JEWELRY SURPRISE




To find the jewelry surprise, carefully tear open the packet.

IMPORTANT: DO NOT PULL THE RIBBON TO REMOVE THE PACKET BECAUSE THAT MAY DAMAGE THE HAIR-GROWING MECHANISM. The ribbon is meant to remain in the doll's hair.




To remove the rest of the packet from the ribbon, hold the ribbon as you carefully peel the packet off the end of the ribbon.

TO MAKE HER HAIR GROW



Raise doll's right arm.
Her hair will grow all the way to her toes!

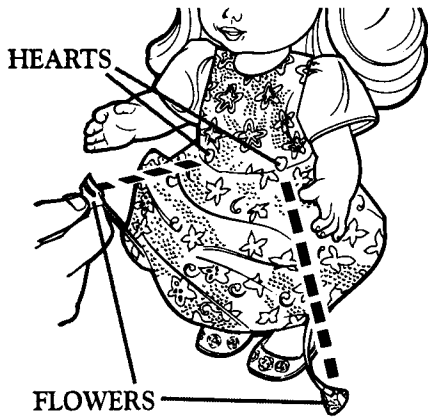
TO SHORTEN HER HAIR



NOTE:
The doll's right arm must be down by her side when shortening her hair.

Move doll's left arm up and down. Her hair will become shorter each time you move her arm.

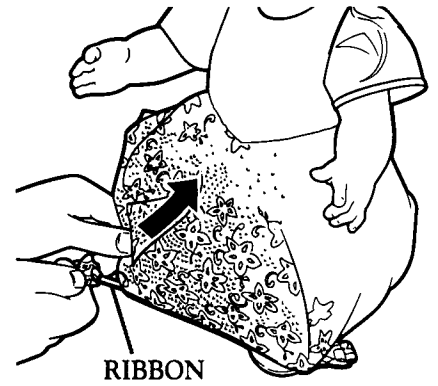
TO CHANGE HER DRESS INTO A GOWN



1. Unfasten all 4 flowers from the hearts on the dress, and straighten the ribbons.

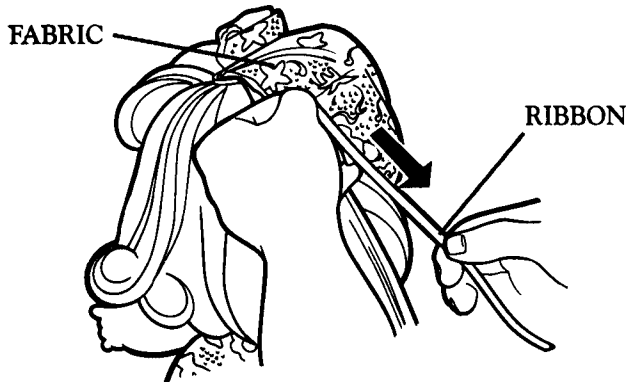


2. Holding the end of one ribbon, slide the dress all the way down the ribbon. Repeat for remaining 3 ribbons.

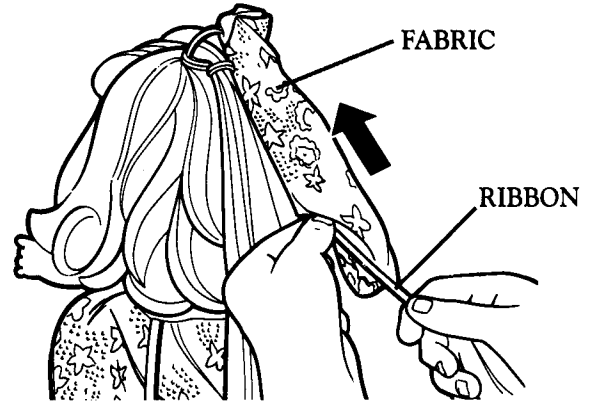


3. To shorten her dress, hold the end of one ribbon, and slide the dress up the ribbon. Attach the easy fastener on the back of the flower to the heart on the dress. Repeat for remaining 3 ribbons.

TO CHANGE HER HAIR ACCESSORY INTO A WEDDING VEIL

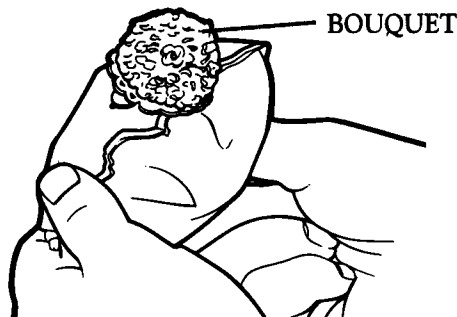


1. Hold the end of the ribbon on her hair accessory. Slide the fabric down the ribbon to create a veil.

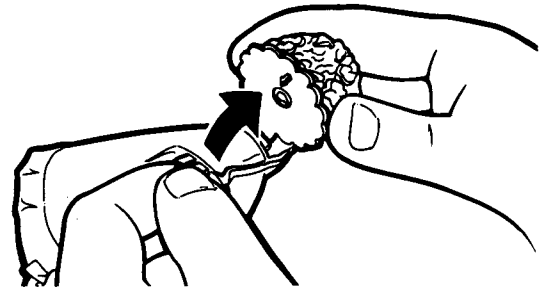


2. To change the veil into a hair accessory, hold the end of the ribbon and slide the fabric up the ribbon. You can also wear the hair accessory/veil in your hair!

TO CHANGE HER PURSE INTO A FLOWER BOUQUET



1. Widen the purse opening, then turn the purse inside out to reveal the bouquet. Reverse process to change it back to a purse.



2. The bouquet is also a hair barrette for you or Bride Surprise to wear! To remove the bouquet, unfasten the barrette and slide it out of the holes in the purse.

WASHING INSTRUCTIONS

Surface Washable Only.

Product and colors may vary.
 © 1995 HASBRO, INC., Pawtucket, RI 02862 USA. All Rights Reserved.
 KENNER is a trademark of Tonka Corporation, a subsidiary of Hasbro, Inc.
 ® denotes Reg. U.S. Pat. & TM Office.
MADE IN CHINA. P/N 45685100

WE REALLY DO CARE!

If you have any questions about this product, please call 1-800-327-8264, or write (include name, address and phone number):
 Hasbro, Inc.
 Consumer Affairs
 P.O. Box 200
 Pawtucket, RI 02862-0200