



Busy Gears™

153

INSTRUCTIONS Basic Set

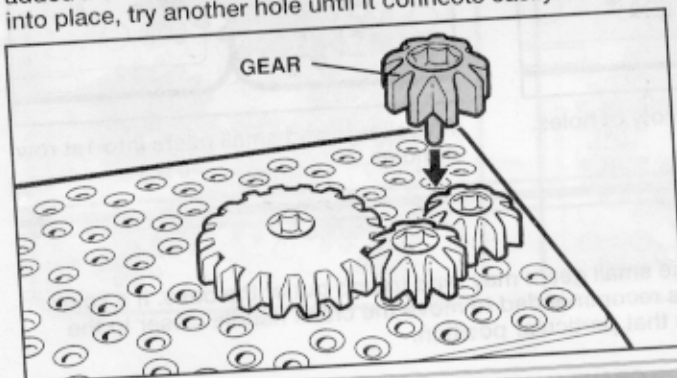
Busy Gears is an interlocking gear system designed to capture your preschooler's imagination. Your child can create hundreds of colorful combinations. Just place the gears in the base, fit the crank handle into a gear, then start cranking for lots of spinning action.

Includes: Basic size base, 6 small gears, 2 large gears, 1 oval gear, and 2 crank handles.

LARGE AND SMALL GEARS

1. All gears are designed to fit into the base and connect easily with other gears. To build a gear pattern, place the first gear into any hole in the base. The next gear should be placed in a hole so that the teeth of both gears connect. Continue to add gears to complete a pattern. If the gear added interferes with another gear and does not easily fall into place, try another hole until it connects easily.

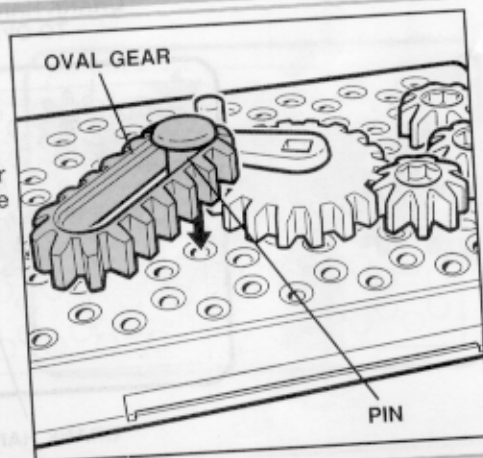
2. To spin the gears, place a crank handle on any large or small gear and start turning.



OVAL GEAR

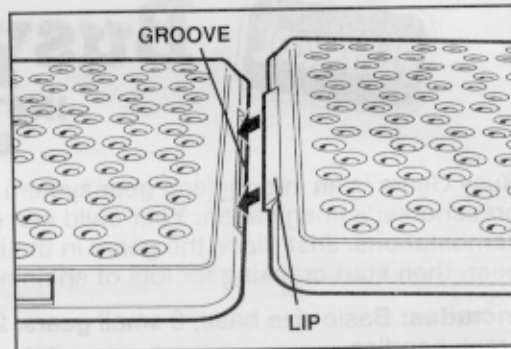
1. The oval gear requires space to slide and rotate. Your child should place the oval gear at the end of the pattern, free of interference from the other gears.

2. The best way to connect the oval gear to any gear pattern is to slide the pin to one end of the gear, then connect the pin end with other gears.

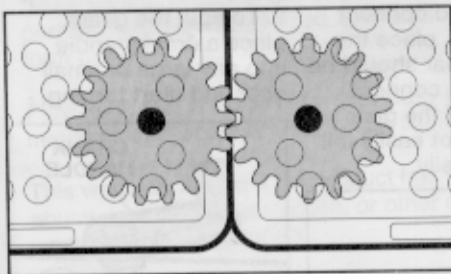


BASES

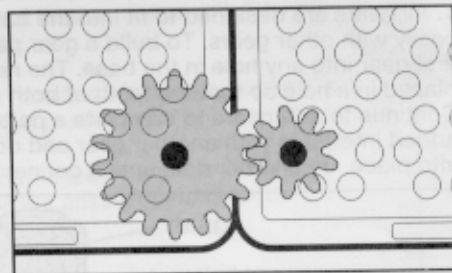
1. All Busy Gear bases connect to each other to extend the fun. Simply hook the lip and groove together as shown.



2. Gear patterns can be built across the bases using large gears and small gears.



Place large gears into 2nd row of holes.

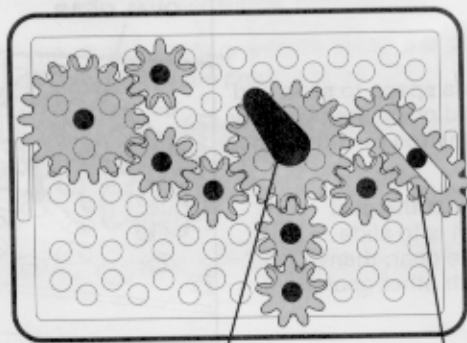


Place large and small gears into 1st row of holes.

NOTE TO PARENTS:

With a few gear patterns, the small gears may tend to pop out of the base. If a small gear starts popping out, it is recommended to move the crank handle closer to the oval gear or crank slower in that particular position.

CRANK HANDLE IS CLOSE
TO OVAL GEAR


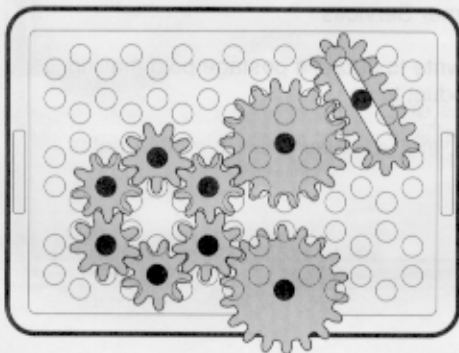
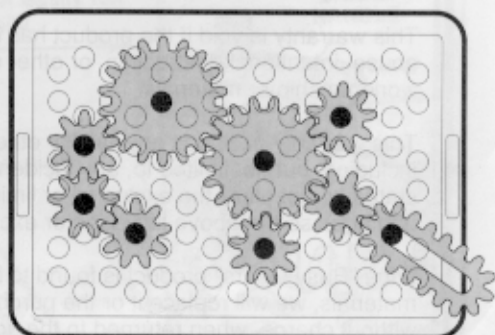
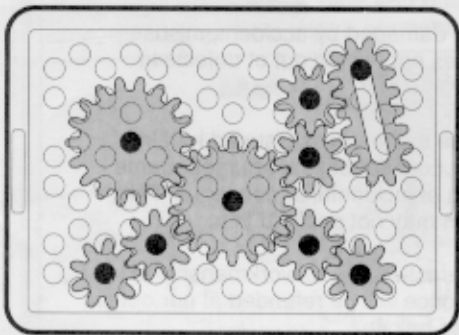
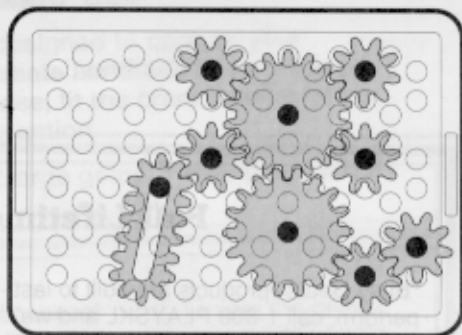
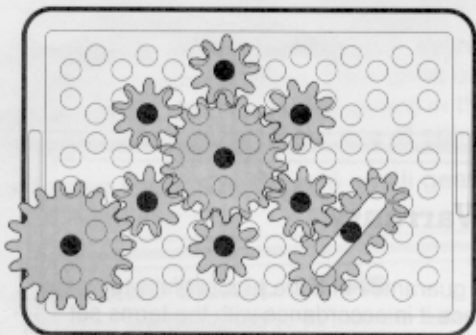


CRANK HANDLE

OVAL GEAR



There are hundreds of colorful combinations your child can build with the Busy Gears Basic Set. Here are six different patterns to get the fun started.



Full Lifetime Warranty

"Busy Gears" products are built to last -- we guarantee it! If the product fails to perform, call 1-800 PLAYSKL and we'll replace it in accordance with the terms set forth below.

Playskool, Inc. warrants that this "Busy Gears" product will be free from defects in materials and workmanship for the lifetime of the product.

This warranty is void if the product has been damaged by accident, misuse, abuse, intentional destruction, or other causes not arising out of defects in workmanship or materials.

This warranty excludes any liability other than that expressly stated herein, including, but not limited to, any incidental or consequential damages. Some states do not allow the exclusion or limitation of incidental or consequential damages so the above limitation or exclusion may not apply to you.

If the "Busy Gears" product is found to be defective due to workmanship or materials, we will replace it or the purchase price will be refunded at our option, without charge, when returned to the address below:

PLAYSKOOL, INC.
P.O. Box 1990
Pawtucket, RI 02862
Attention: Consumer Services

Call 1-800-PLAYSKL (1-800-752-9755) or write to obtain a postage paid mailing label to use in returning the Busy Gears product to us.

This warranty gives you specific legal rights, and you may also have other rights which may vary from state to state.