



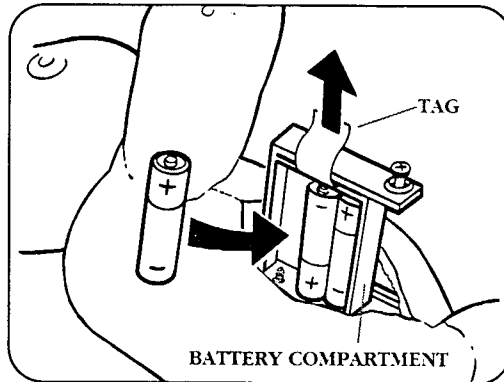
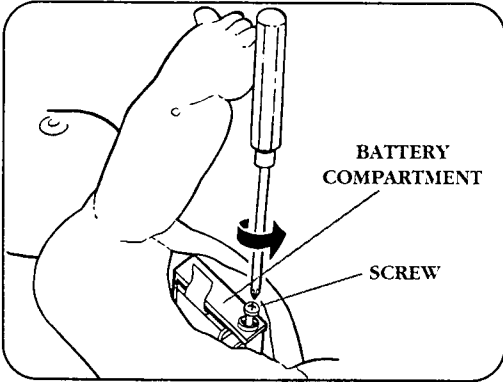
BABY CRIES SO REAL™

(Magically kiss my tears away!)

Instructions

PLEASE SAVE THESE INSTRUCTIONS FOR FUTURE REFERENCE.
ADULT REQUIRED FOR BATTERY PLACEMENT.

BATTERY DIRECTIONS:






CAUTION: TO AVOID BATTERY LEAKAGE

1. Be sure to insert the batteries correctly and always follow the toy and battery manufacturers' instructions.
2. Never mix old batteries and new batteries, or standard (carbon-zinc) with alkaline batteries.
3. Always remove exhausted or dead batteries from the product.
4. Remove batteries if product is stored for a long period of time.

Battery placement requires a Phillips® screwdriver (not included). Open the hook and loop fasteners on left side of Baby Cries So Real, and use the screwdriver to loosen (but not remove) the screw that secures the battery compartment.

Hold the tag at top of battery compartment and pull out the compartment as shown. Insert 3 "AAA" batteries. Push the battery compartment back into place and re-tighten the screw with the screwdriver. Close the hook and loop fasteners.

PLAY INSTRUCTIONS:



1. Fill Baby Cries So Real's bottle with **water only** and feed the water to baby. Baby is full when her eyes begin to tear. For best results, feed baby in lying down position.

2. Squeeze Baby Cries So Real's left wrist and she will start crying out loud and her eyes will begin to tear!

3. You can stop your baby's crying in either of 2 ways:

- a.) When you use the hankie to wipe her tears away, the pressure of the hankie underneath the eyes will make baby's crying stop!
- b.) When you kiss above baby's eyes, this will also shut off the crying mechanism inside.

CONSUMER NOTES:

It is recommended that you periodically flush out the water system by putting empty bottle to doll's lips and pumping air into doll until all water or dirt particles are emptied.

Do not use any liquid other than clean water to feed Baby Cries So Real. In the event that a liquid other than water is accidentally used, immediately rinse out the crying system by feeding clean water to doll until the tears coming from doll have no residue of other liquid.

As long as water remains in the doll's reservoir, the switch in the wrist will activate the tears. When the reservoir is empty, the switch will activate only the crying sound.

To conserve battery life, Baby Cries So Real is equipped with an automatic shut off feature. Each time the doll's left wrist is squeezed, the crying sound and tearing action will last for about sixty seconds and then shut off. To re-activate, simply squeeze wrist again.

Baby Cries So Real is **surface washable only**. Do **not** put her in water because of the batteries inside. If Baby is not going to be used for an extended period, the batteries should be removed.

