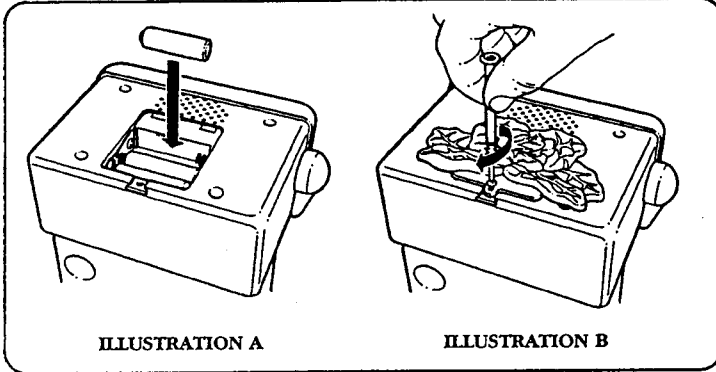


Cabbage Patch Kids Potty Chair

INSTRUCTIONS

HOW TO INSTALL BATTERIES:




Battery installation requires a Phillips® screwdriver (not included). Insert 3 "AA" batteries into the battery compartment opening located in the back of the chair (ILL. A). Then take the battery door and screw (packaged separately from chair, with paper roll accessories) and thread screw into place as shown (ILL. B). The screw is specially designed so that it will not fall out once attached to door. Use a Phillips® screwdriver to secure the battery door onto the compartment opening as shown.

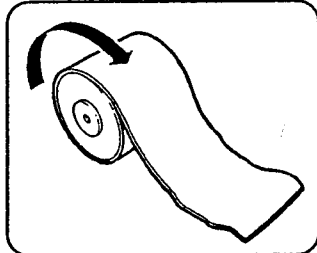
CAUTION: TO AVOID BATTERY LEAKAGE

1. Be sure to insert the batteries correctly and always follow the toy and battery manufacturers' instructions.
2. Never mix old batteries and new batteries, or standard (carbon-zinc) with alkaline batteries.
3. Always remove exhausted or dead batteries from the product.
4. Remove batteries if product is stored for a long period of time.

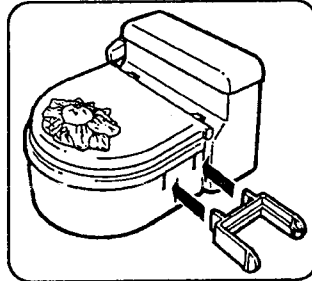
PAPER ROLL ASSEMBLY:




1. Snap end cap onto toilet paper roll as shown. Peel off the 4 Velcro® strips and place them on the grooves of the paper roll.



2. Then wrap the reusable piece of toilet paper around the paper roll.



3. Take the paper roll holder and snap it into the side slots of the Potty Chair.



4. Attach the roll to the holder as shown.

PLAY INSTRUCTIONS:



To activate, just raise the lid and place your CABBAGE PATCH KID® on the Potty Chair; pressure on the back of the seat will automatically activate the chair's tinkling sounds.



When the tinkling sounds end, help your 'KID™ use the Potty Chair toilet paper roll. Then, flush the chair and listen to the WOOOSH! The Potty Chair is designed so that its two sounds cannot be simultaneously activated; i.e., the flushing action will not activate while the chair is tinkling, and vice versa.

After use, remember to lower the Potty Chair lid. When down, the lid serves as a guard against accidental activation. To conserve battery life, the Potty Chair is also equipped with an automatic shut-off feature. Each time you place your CABBAGE PATCH KID® on the chair, the tinkling will sound for a short amount of time. The chair will not re-activate unless the 'KID™ is lifted off the chair and replaced.