
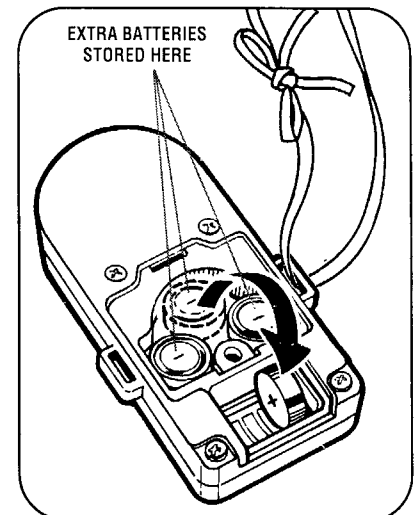
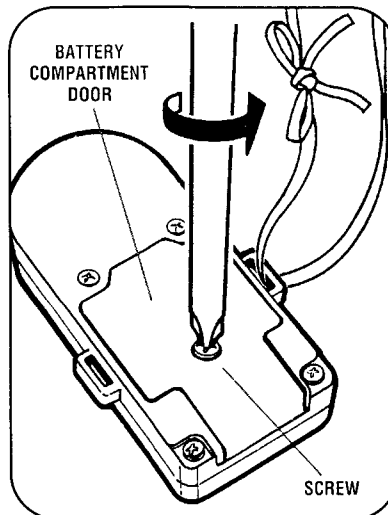
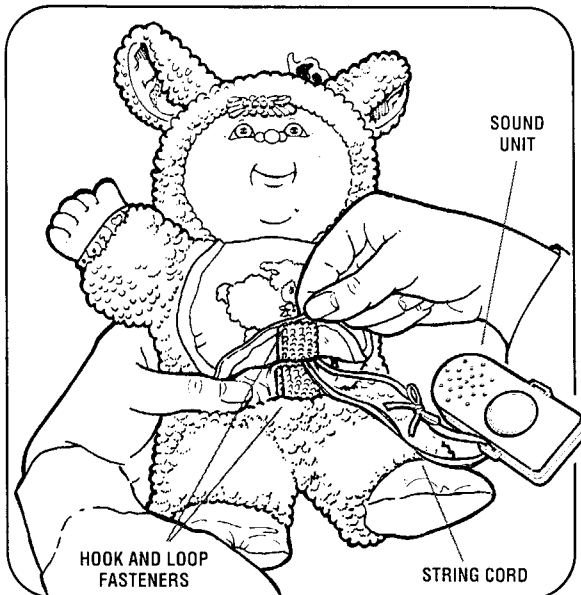


# Cabbage Patch Kids Talkin' Farm Babies™ INSTRUCTIONS



## BATTERY DIRECTIONS:

TALKIN' FARM BABIES come equipped with 3 A-76 button cell batteries; as a bonus, 3 replacement batteries are also included and stored in the sound unit. When both sets are exhausted, you may replace them with any of the following battery styles: 357A, A-76, SR-44, or PX-76. ALWAYS use three batteries of the same style - never mix different styles of batteries.



1. Battery replacement requires a Phillips® screwdriver (not included). Open the hook and loop fasteners on the bib of your Talkin' Farm Baby and carefully remove the sound unit, which is attached to the doll with a string cord.
2. Turn mechanism over, and use the screwdriver to loosen (but not remove) the screw that secures the battery compartment door.
3. Remove the battery door, discard the used batteries, and replace them with the 3 extra batteries stored inside the compartment (or when both sets are exhausted, 3 new batteries). Follow the direction indicators that are illustrated inside compartment for battery installment.
4. Replace the battery door and re-tighten the screw with the screwdriver. Carefully place the sound unit back into doll, and close the fasteners.

## WASHING INSTRUCTIONS:

Your Talkin' Farm Baby is machine washable and dryer safe in a pillow case; **always untie the string cord and completely remove the sound unit before washing.**

Securely re-tie string cord when replacing the sound unit.

## BATTERY CAUTIONS:

1. As with all small batteries, the batteries included with this toy should be kept away from small children who still put things in their mouths. If they are swallowed, immediately see a doctor and have the doctor phone (202) 625-3333 collect.
2. When installing replacement batteries make sure the batteries are inserted correctly and follow the toy and battery manufacturers' instructions.
3. Never mix old batteries with new batteries.
4. Batteries may explode or leak if recharged, disassembled or heated.