


Coin in the Crypt™



SECRET INSTRUCTIONS

MAGICIAN'S S·E·C·R·E·T

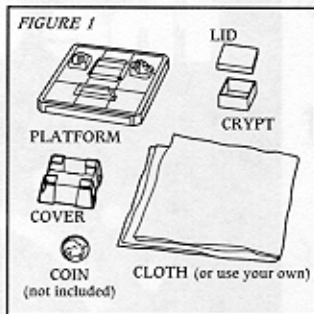
Always read the directions for your trick all the way through before practicing!

THE TRICK

The audience is shown a closed box, or crypt, on a platform. The crypt has a transparent cover over it. You, the Magician, place a coin in a small holder also on the platform. You cover the platform with a dark cloth. When you remove the cloth again, the coin has vanished! You lift the transparent cover and then remove the lid of the crypt. Inside the crypt lies the very same coin! How did it move from one place to the other, penetrating two solid objects?

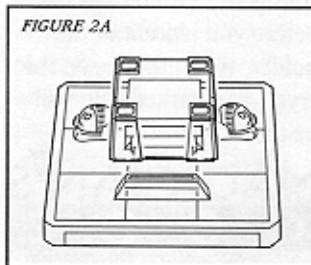
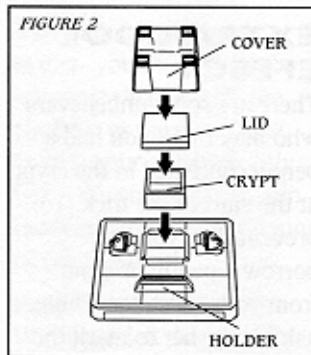
THE PROPS

Your trick includes the platform, the crypt with lid, the transparent cover and the cloth. See Figure 1. You will also need a penny or dime.

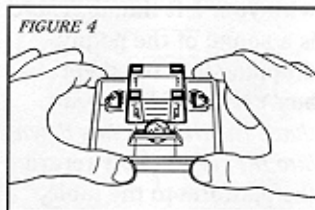
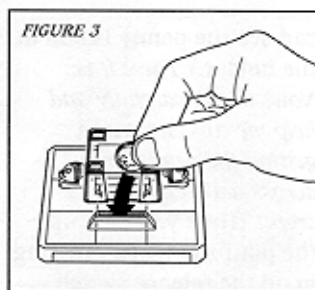


THE SECRET

The platform has a hidden trapdoor which carries the coin from the holder to the crypt! To see how this gimmick works, place the platform on your table, then assemble the crypt and cover as shown in Figures 2 and 2A.



Place a penny or a dime (don't use any other coin; it won't work) into the holder as shown in Figure 3.




Triggering the gimmick:

With your hands in the positions shown in Figure 4, lift the platform off your table. You only have to lift it a couple of inches.

NOTE: If it's difficult to grasp the platform this way, try placing your hands as shown in Figure 4A.

FIGURE 4A



REST FOREFINGERS ON THE "LIONS"

FIGURE 5



PUSH IN WITH LEFT THUMB

What happens next will happen quickly, so you'll want to watch carefully. Now press the edge of the platform in with your left thumb as shown in Figure 5. This is a release switch for the gimmick.

The trapdoor under the crypt opens, and a hidden panel

FIGURE 6




FIGURE 7



in the platform drops down, taking the bottom of the crypt with it (see Figure 6).

The bottom of the crypt falls into place directly below the coin holder, just in time to catch the coin as it slips through (see Figure 7).

FIGURE 8



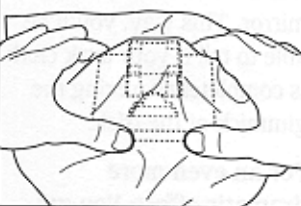
CONTINUE PUSHING IN WITH THUMB

NOTE: In a real performance, you must press the release switch and lift the platform at the same time, so that your audience only hears the sound of the coin dropping and NOT the sound of the gimmick!

Replacing the gimmick:

With your left thumb still pressing in on the release switch, carefully return the platform to its position flat on your table. The hidden panel will return to its original position, bringing the crypt with the coin inside back under its lid and the transparent cover (see Figure 8). When the panel is safely back in place, you can let go. If you don't have your thumb pressing in on the release switch when you replace the trick on the table, the panel will make a loud *click* as it snaps back into

FIGURE 9



place. This noise could give the trick away!

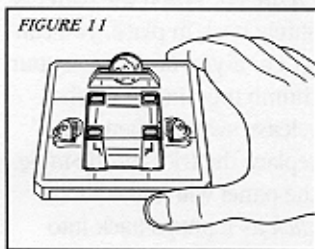
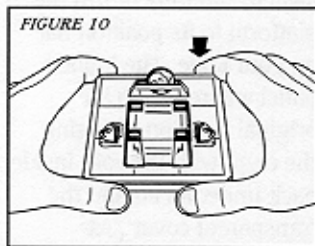
Practice with the dark cloth:

Now repeat the preceding steps, but this time, after placing the coin in the holder, cover the platform with the dark cloth and practice triggering the gimmick through the cloth as shown in Figure 9.

NOTE: When you place the trick back down on your table, make sure the cloth doesn't get caught up in the gimmick. Do this by gently moving the platform back and forth as you lower it. It's a good idea to practice this trick in front of a mirror. This way, you'll be able to tell if your dark cloth is completely covering the gimmick of the trick.

For an even more dramatic effect: You can perform this trick with the platform rotated so that the coin holder is closest to your spectator, as shown in Figure 10. You'll have to use your right forefinger or index finger to push the release switch, and you must do it carefully so your spectator doesn't notice! Once you've mastered this,

you can try doing the trick by holding it with only one hand, as shown in Figure 11. With your other hand, pretend to pluck the coin from its holder and drop it in the crypt. Practice your timing so that your audience sees you "drop" the coin at the same time they hear it drop!



THE SECRET PREPARATION

The platform should be flat on your table, with the hidden panel safely in place, the lid on the crypt box and the transparent cover in its place over the crypt. The cloth should be on the table next to the platform. Also, make sure you have a penny (or a dime) in your pocket. You are ready to begin.

THE PERFORMANCE AND "PATTER"

Say the following to your spectator as you perform the trick. The script or "patter" will help you enhance the effect of the trick.

I have a confession to make. I stole a treasure from a cursed crypt, and now I am cursed, too. Everywhere I go, I have nothing but bad luck.

(Show your spectator the platform. Lift up the transparent cover, then the lid of the crypt so your spectator can see it is empty.) This is the crypt. (Return the lid and cover. Take the penny from your pocket.) And this is the treasure I stole. But I've had enough of all this bad luck, so I'm going to return the treasure to the crypt. But as you can see, the crypt is now covered and I can't get in. So I'll put the treasure here... (Place the penny in the holder.) Now, I can't return the treasure to the crypt except under the cover of darkness. So... (Take the cloth and drape it over the entire platform.)...I'll just use my handy Cover of Darkness. I'll bet you're wondering if the treasure is still there. (Lift the edge of the cloth so your spectator

can see the penny is still in the holder.) *There it is. Now, watch carefully and help me concentrate on getting the penny to fly across and penetrate the crypt! (Here you pick up the platform while pressing in on the release switch with your left thumb. There is a sound of the penny dropping into the crypt box.) Wow, did you hear that? The treasure has flown into the crypt! (Now return the platform to the table, making sure your left thumb is pressed in to lock the gimmick quietly in place. Then remove the cloth.) The treasure's gone! Do you think it's in the crypt? Why don't you take off the cover? And now remove the lid. There it is! The treasure has magically penetrated the crypt!*


EXTRA-COOL EFFECT

There are some unbelievers who may think you had a penny concealed in the crypt at the start of the trick. To prevent this, you can borrow a penny or dime from your spectator. Then, ask him or her to mark the coin with a pen or crayon before you place it in the holder. When they open the crypt, the marked coin will be there!

MAGICIAN'S 
C ·  · D · E

Your magic power
is the secret.
Never give it away!

©1995 Tenyo

Created by ®

4577-1

U.S. Patent Pending

Milton Bradley Company, P.O. Box 1247,
East Longmeadow, MA 01028