

PLAYSKOOL®

Ages 3 & Up
3768

COOL TOOLS®

LAWN & GARDEN

2-in-1 Garden Set

© 1995 Hasbro, Inc., Pawtucket, RI 02862 USA. All Rights Reserved.

® denotes Reg. U.S. Pat. & TM Office.

MADE IN THE USA.


GARDEN TROWEL MADE IN CHINA.

3768 P/N 46220900



Questions? Call:™
1-800-PLAYSKL


APPLYING THE LABELS:



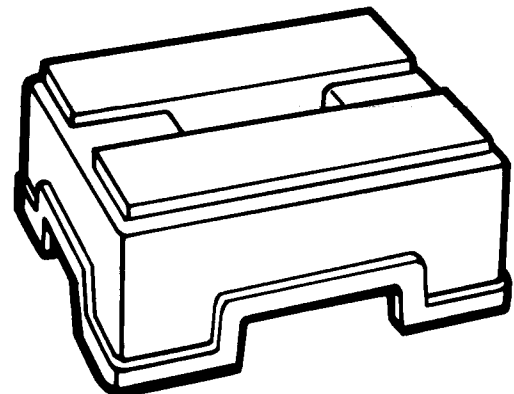
Peel and apply labels to planting markers as shown.

MAXIMUM WEIGHT FOR STEP STOOL: 70 LBS. (32 KGS.)

2-IN-1 TOTE/STEPSTOOL:



The garden tote can hold all the accessories that come with this set -- the planting pots and markers, watering can, Cool Tools garden trowel and seed packet!



Remove the accessories, turn it upside down, and the tote can also be used as a seat or step stool! The step stool is designed to carry a maximum weight of 70 pounds (32 kilograms).

PLANTING THE SEEDS:

The 2-in-1 Garden Set comes with a packet of Burpee® Zinnia seeds and 4 planting pots. Fill the planting pots with ordinary garden soil. Use the Cool Tools® garden trowel to sift the soil so that it sits loosely in pot.

Plant about 6 seeds in each pot, and pack the soil lightly after planting. Place the pots in a sunny area. Use the watering can to water soil evenly and regularly, always keeping soil moist while seedlings are growing.

Depending on soil and conditions, your seedlings will emerge in 7-10 days! When they are about 1" high, re-plant the seedlings in a minimum 4" planting pot for the flowers to bloom! When re-planting, separate each plant to stand about 9-12" apart.