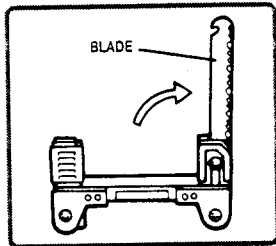


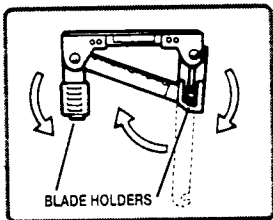
PLAYSKOOL
®

COOL
TOOLS
ADVENTURE™

Folding Saw




1. The Folding Saw comes in its assembled, "ready-to-use" form. To fold it into a handy compact size, lift the blade as shown and turn it 90 degrees, as indicated by arrow.



2. Then, flip the blade holders 180 degrees, and slip the blade underneath the left blade holder as shown.



3. Finally, fold both sides together as shown, and push blade inside assembly until it snaps into place.



© 1995 Hasbro, Inc., Pawtucket, RI 02862 USA.
All Rights Reserved.

PRINTED IN CHINA.

3728/3717 Asst.

P/N 46577800