

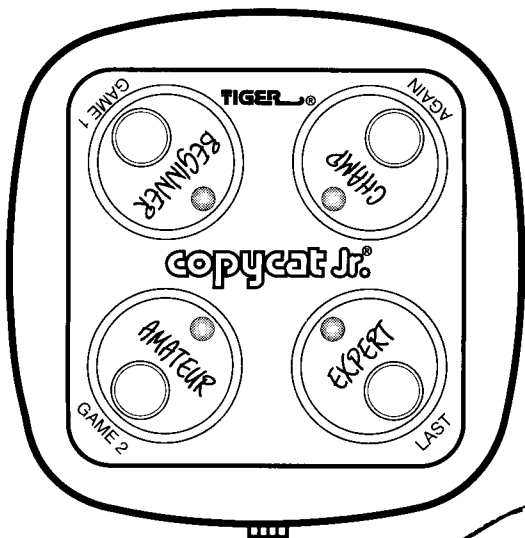
TIGER 

MODEL : 92-004

**ELECTRONIC TRAVEL
GAMES**

copycat Jr. [®]

INSTRUCTIONS

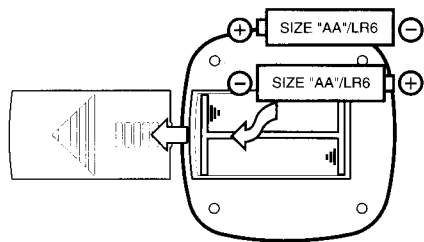


INSTALLATION OF BATTERY

To insert / replace batteries, remove the battery compartment cover at the back of the game, then push in the direction as shown below.

Insert 2 "AA" / LR6 / or equivalent (not included), making sure to align "+" and "-" as shown. Alkaline batteries are recommended.

REPLACING COVER: Replace the cover by sliding it back into place.



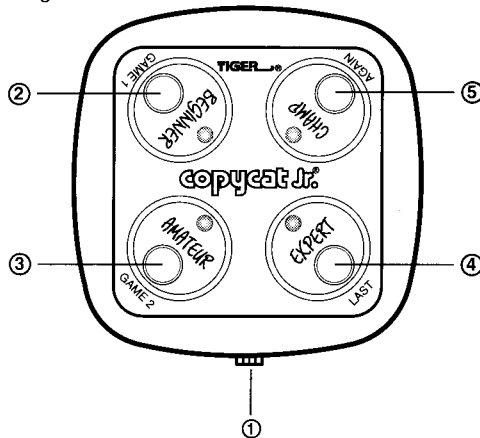
TO ENSURE PROPER FUNCTION :

- DO NOT MIX OLD AND NEW BATTERIES.
- DO NOT MIX ALKALINE, STANDARD OR RECHARGEABLE BATTERIES.
- BATTERY INSTALLATION SHOULD BE DONE BY AN ADULT.
- NON-RECHARGEABLE BATTERIES ARE NOT TO BE RECHARGED.
- RECHARGEABLE BATTERIES ARE TO BE REMOVED FROM THE TOY BEFORE BEING CHARGED (IF REMOVABLE).
- RECHARGEABLE BATTERIES ARE ONLY TO BE CHARGED UNDER ADULT SUPERVISION (IF REMOVABLE).

- ONLY BATTERIES OF THE SAME OR EQUIVALENT TYPE AS RECOMMENDED ARE TO BE USED.
- BATTERIES ARE TO BE INSERTED WITH THE CORRECT POLARITY.
- EXHAUSTED BATTERIES ARE TO BE REMOVED FROM THE TOY.
- THE SUPPLY TERMINALS ARE NOT TO BE SHORT-CIRCUITED.

OBJECT OF GAME

Challenge the computer's electronic mind by memorizing and repeating the combination of tones and lights.



GAME 1

1. Slide the ON-OFF switch (1) to "ON". The lights will blink in counter-clockwise rotation with musical tones. The game is ready to play.

2. Press the GAME 1 button (2). As soon as you release the button one of the lights will light up with its accompanying tone.
3. Press the button corresponding to the light. The computer will then repeat the same light and tone plus one more.
4. Follow the computer lights and tones by pressing the corresponding buttons.
5. This is repeated until 32 sequences are completed, or when you make a mistake. The computer buzzes when a mistake is made.
6. The computer will blink one of the levels of accomplishment depending on how many successful sequences you can follow without making a mistake.

GAME 2

1. Slide the ON-OFF switch (1) to "ON". The lights will blink in counter-clockwise rotation with musical tones. The game is ready to play.
2. Press the GAME 2 button (3). As soon as you release the button one of the lights will light up with its accompanying tone.
3. Press the button corresponding to the light AND ADD ONE OTHER BUTTON of your choice. The computer will then repeat the same lights and tones plus one more.
4. Follow the computer lights and tones by pressing the corresponding buttons. AND ADD STILL ONE MORE of your choice.
5. This is repeated until 32 sequences are completed, or when you make a mistake. The computer buzzes when a mistake is made.

3. The computer will blink one of the levels of accomplishment depending on how many successful sequences you can follow without making a mistake.

During the play, the game goes faster after the eighth, sixteenth and twenty-fourth tone sequence to give you added challenges.

If you want to know the sequence of the last game, press the LAST button (4) and the computer will play back the sequence you have successfully followed.

If you wish to replay the last game over again, press the AGAIN button (5). The computer will start the same last game from the first light.

DEFECT OR DAMAGE...

If part of your Travel Copycat Jr. is damaged or something has been left out, DO NOT RETURN THE GAME TO THE STORE. The store doesn't have replacement parts. Instead write to us at:

TIGER ELECTRONIC TOYS REPAIR CENTER
980 WOODLANDS PARKWAY,
VERNON HILLS, ILLINOIS 60061, U.S.A.

Please include a note with your return explaining the problem along with a sales slip, date, place of purchase and price paid. We will do our best to expedite your return promptly.

90 Day Limited Warranty

Tiger Electronics, Inc. (Tiger) warrants to the original consumer purchaser of this product that the product will be free from defects in materials or workmanship for 90 days from the date of original purchase. This warranty does not cover damages resulting from accident, negligence, improper service or use or other causes not arising out of defects in materials or workmanship.

During this 90-day warranty period, the product will either be repaired or replaced (at Tiger's option) without charge to the purchaser, when returned with proof of the date of purchase to either the dealer or to Tiger.

Product returned to Tiger without proof of the date of purchase or after the 90-day warranty period has expired, but prior to one year from the original date of purchase, will be repaired or replaced (at

Tiger's option) for a service fee of US\$12.00. Payments must be by check or money order payable to Tiger Electronics, Inc.

The foregoing states the purchaser's sole and exclusive remedy for any breach of warranty with respect to the product.

All product returned must be shipped prepaid and insured for loss or damage to:

Tiger Electronics, Inc. Repair Dept.
980 Woodlands Parkway
Vernon Hills, Illinois 60061, U.S.A.

The product should be carefully packed in the original box or other packing materials sufficient to avoid damage during shipment. Include a complete written description of the defect, a check if product is beyond the 90-day warranty period, and your printed name, address and telephone number.

THIS WARRANTY IS IN LIEU OF ALL OTHER WARRANTIES AND NO OTHER REPRESENTATIONS OR CLAIMS OF ANY NATURE SHALL BE BINDING ON OR OBLIGATE TIGER IN ANY WAY. ANY IMPLIED WARRANTIES APPLICABLE TO THIS PRODUCT, INCLUDING WARRANTIES OF MERCHANTABILITY AND FITNESS FOR A PARTICULAR PURPOSE, ARE LIMITED TO THE NINETY (90) DAY PERIOD DESCRIBED ABOVE. IN NO EVENT WILL TIGER BE LIABLE FOR ANY SPECIAL, INCIDENTAL, OR CONSEQUENTIAL DAMAGES RESULTING FROM POSSESSION, USE, OR MALFUNCTION OF THIS TIGER PRODUCT.

Some states do not allow limitations as to how long an implied warranty lasts and/or exclusions or limitations of incidental or consequential damages, so the above limitations and/or exclusions of liability may not apply to you. This warranty gives you specific rights, and you may also have other rights which vary from state to state.

IMPORTANT NOTICE

IF THE SOUND OR LIGHTS APPEAR TO BE MALFUNCTIONING, THIS IS THE FIRST SIGN OF BATTERY WEAR. FRESH BATTERIES SHOULD SOLVE THE PROBLEM. FOR LONGER BATTERY LIFE, USE ALKALINE BATTERIES.

© 1996 TIGER ELECTRONICS, INC.
980 Woodlands Parkway, Vernon Hills, Illinois 60061, USA.
© 1996 TIGER ELECTRONICS (UK) LLC.
Belvedere House, Victoria Avenue,
HARROGATE, North Yorkshire, HG1 1EL

PRINTED IN HONG KONG

9200401WTT-01