



Ages: 12 mos. & up
5479

CREATE-A-SONG™ SONG BOOKLET

PLAYTIME HINTS

EVERYBODY, LET'S SING!


Song lyrics are included so you and baby can sing along with the music! It's a fun way to introduce your baby to music and teach first words in a tuneful way.

GOTTA HAND IT TO YOU!

Use hand gestures for more entertaining and instructive play. Show how many fingers 1, 2, 3, etc. are (for "This Old Man"), and clap your hands (especially for "Bingo" to replace the missing letters).

PICTURE THIS!

Use your own pictures to teach the names of animals (for "Old MacDonald Had A Farm"), alphabet letters (for "Bingo") and familiar objects in the songs.



Battery replacement instructions and toy operation are on the back of this sheet. Batteries are included. Phillips screwdriver (not included) needed for battery replacement.

TO REPLACE BATTERIES:

Your child can create songs right away because the batteries are already in the toy! When Create-A-Song slows down, replace the exhausted batteries as follows:

1. Using a Phillips screwdriver, loosen screw in battery compartment door on bottom of toy. (Screw will remain attached to door.) Remove door.
2. Remove exhausted batteries. Insert 4 fresh "AA" batteries as shown. Insert tabs on end of door into slots in compartment opening, and lower door into place. Tighten screw. Create-A-Song is now ready for your little songsmith again!

CAUTION: TO AVOID BATTERY LEAKAGE

1. Be sure to insert the batteries correctly and always follow the toy and battery manufacturers' instructions.
2. Do not mix old batteries and new batteries.
3. Do not mix alkaline, standard (carbon zinc) or rechargeable (nickel-cadmium) batteries.
4. Always remove exhausted or dead batteries from the product.

HOW THE TOY OPERATES:

Musical Instrument Buttons:

- To begin a song, press the guitar, piano or drum button. Each time your child presses one of the buttons, the toy plays a few notes of the song. Continue to press any of these buttons to play the rest of the song. Press one button or press different combinations of the 3 buttons, to create fun variations of the song.
- When the song is finished, press one of the 3 buttons and the next song will start. Create-A-Song plays 7 different songs in all.

Song Bar:

- Press the song bar and Create-A-Song plays the entire song with a full band sound!
- If your child presses the song bar before finishing a song with the musical instrument buttons, the toy will play the song in its entirety. If your child presses the song bar while it is playing a song, the toy starts playing the next song.
- If your child presses a musical instrument button while the song bar is playing a song, the toy plays a few notes of the song being played by the song bar. Your child can continue creating the song with the buttons.

FCC STATEMENT:

"This equipment has been tested and found to comply with the limits for a Class B digital device, pursuant to Part 15 of the FCC Rules. These limits are designed to provide reasonable protection against harmful interference in a residential installation. This equipment generates, uses and can radiate radio frequency energy, and, if not installed and used in accordance with the instructions, may cause harmful interference to radio communications. However, there is no guarantee that interference will not occur in a particular installation. If this equipment does cause harmful interference to radio or television reception, which can be determined by turning the equipment off and on, the user is encouraged to try to correct the interference by one or more of the following measures:

- Reorient or relocate the receiving antenna.
- Increase the separation between the equipment and the receiver.
- Consult the dealer or an experienced radio/TV technician for help."

Changes or modifications not expressly approved by the party responsible for compliance could void the user's authority to operate the equipment.

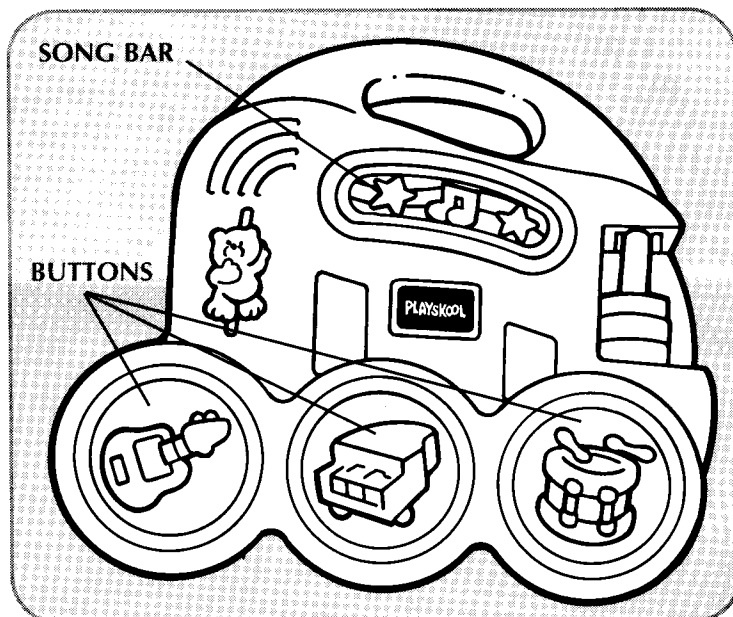

Product and colors may vary.

© 1996 Hasbro, Inc., Pawtucket, RI 02862 USA. All Rights Reserved. © denotes Reg. U.S. Pat. & TM Office. **MADE IN CHINA.** P/N 46772500

Note to Parent:

If Playskool® Create-A-Song™ stops working, remove the batteries from the toy, then insert the same batteries back into the toy. If the toy still does not work, replace the batteries with fresh, new batteries.

© 1996 Hasbro, Inc. All Rights Reserved.



Song Sequence:

- The songs always play in the same order: Old MacDonald Had A Farm, Pop! Goes the Weasel, Bingo, London Bridge, This Old Man, Frère Jacques, and Yankee Doodle.