


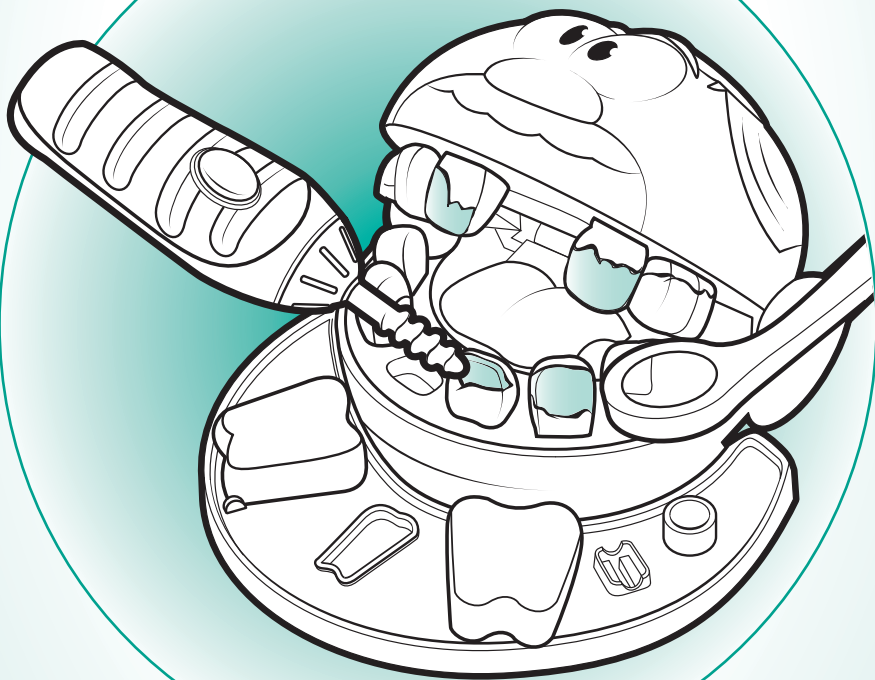
AGES 3+
37366



 **x2 ALKALINE BATTERIES REQUIRED**
1.5V AA/LR6 size
NOT INCLUDED

Phillips/cross head screwdriver (not included) needed to insert batteries.

Doctor Drill 'n Fill[®]

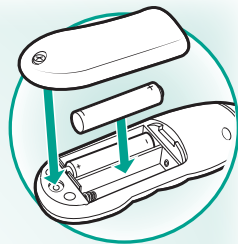


CONTENTS: Play base, head with ears, electric drill, tweezers, dentist tool, mirror/braces roller, toothbrush presser, instructions and 1 five-ounce and 2 two-ounce cans of PLAY-DOH Brand Modeling Compound (Net wt. 9 oz., 255 g).



TO INSERT BATTERIES

Use a Phillips/cross head screwdriver (not included) to loosen screw in battery compartment cover (screw remains attached to cover). Remove cover. Insert 2 x 1.5V "AA" or LR6 size alkaline batteries. Replace cover and tighten screw.



IMPORTANT: BATTERY INFORMATION



CAUTION:

1. Always follow the instructions carefully. Use only batteries specified and be sure to insert them correctly by matching the + and - polarity markings.
2. Do not mix old batteries and new batteries or standard (carbon-zinc) with alkaline batteries.
3. Remove exhausted or dead batteries from the product.
4. Remove batteries if product is not to be played with for a long time.
5. Do not short-circuit the supply terminals.
6. Should this product cause, or be affected by, local electrical interference, move it away from other electrical equipment. Reset (switching off and back on again or removing and re-inserting batteries) if necessary.
7. **RECHARGEABLE BATTERIES:** Do not mix these with any other types of batteries. Always remove from the product before recharging. Recharge batteries under adult supervision. **DO NOT RECHARGE OTHER TYPES OF BATTERIES.**

FCC STATEMENT

This device complies with Part 15 of the FCC Rules. Operation is subject to the following two conditions: (1) This device may not cause harmful interference, and (2) this device must accept any interference received, including interference that may cause undesired operation.

NOTE: This equipment has been tested and found to comply with the limits for a Class B digital device, pursuant to Part 15 of the FCC Rules. These limits are designed to provide reasonable protection against harmful interference in a residential installation. This equipment generates, uses and can radiate radio frequency energy, and, if not installed and used in accordance with the instructions, may cause harmful interference to radio communications. However, there is no guarantee that interference will not occur in a particular installation. If this equipment does cause harmful interference to radio or television reception, which can be determined by turning the equipment off and on, the user is encouraged to try to correct the interference by one or more of the following measures:

- Reorient or relocate the receiving antenna.
- Increase the separation between the equipment and receiver.
- Consult the dealer or an experienced radio/TV technician for help.

CAUTION: Changes or modifications to this unit not expressly approved by the party responsible for compliance could void the user's authority to operate the equipment.

TO CLEAN UP

Remove excess PLAY-DOH compound, allow remaining compound to dry, then scrape or vacuum it away. Always put compound back in container after play. Store in a cool place. If necessary, water may be added one drop at a time to restore softness.

Parents download the FREE PLAY-DOH Play-Dates App from the App Store!



Available on the
App Store

Get fun and easy Play-Date ideas including activities, crafts and snack recipes!

**NOTICE TO PARENTS: CONTAINS WHEAT.
NONTOXIC. CONFORMS TO ASTM D-4236.**

Fun to play with, but not to eat.

Product and colors may vary. Questions? Call: 1-800-327-8264

PLAY-DOH and the PLAY-DOH logo are trademarks identifying quality modeling compound products produced exclusively by Hasbro, Inc.

© 2011 Hasbro. All Rights Reserved. TM & ® denote U.S. Trademarks. U.S. Patent No. 6713624.



37366 P/N 7199480000