

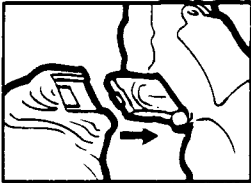
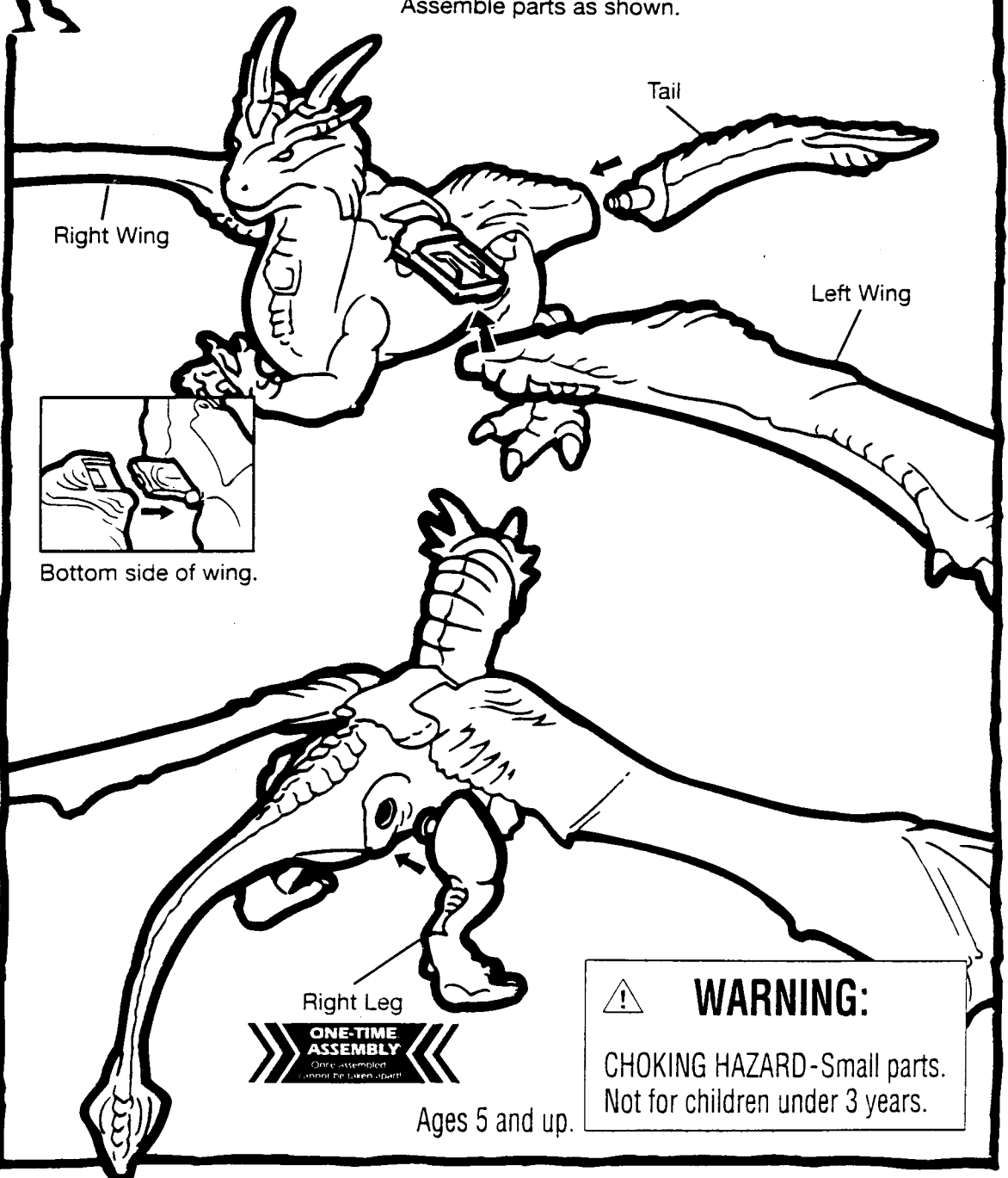
DRAGONHEART™

ELECTRONIC DRACO INSTRUCTIONS



ASSEMBLY

Assemble parts as shown.



Bottom side of wing.

**ONE-TIME
ASSEMBLY**
Once assembled,
cannot be taken apart!



WARNING:

CHOKING HAZARD - Small parts.
Not for children under 3 years.

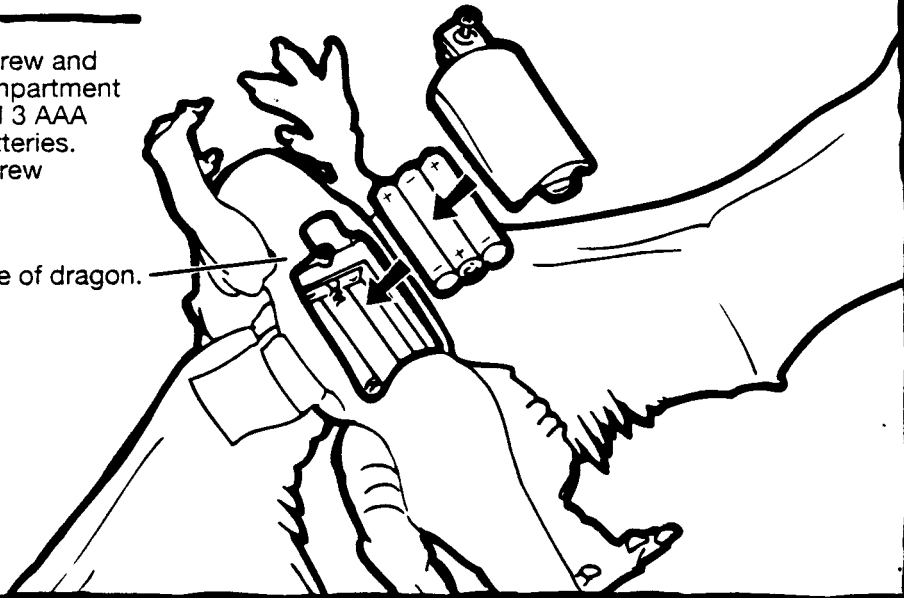
Ages 5 and up.



BATTERIES

Remove screw and battery compartment door. Install 3 AAA alkaline batteries. Replace screw and door.

Bottom side of dragon.



CAUTION: (1) As with all small batteries, the batteries used (included) with this toy should be kept away from small children who still put things in their mouths. If they are swallowed, promptly see a doctor and have the doctor phone (202) 625-3333 collect. (2) Make sure the batteries are inserted correctly and follow the toy and battery manufacturer's instructions. (3) Do not mix old and new batteries. (4) Do not mix alkaline, standard (carbon-zinc), or rechargeable (nickel-cadmium) batteries.

This equipment has been tested and found to comply with the limits for a Class B digital device, pursuant to Part 15 of the FCC Rules. These harmful interference in a residential installation. This equipment generates, uses and can radiate radio frequency energy, and, if not installed and used in accordance with the instructions, may cause harmful interference to radio communications. However, there is no guarantee that interference will not occur in a particular installation. If those equipment does cause harmful interference to radio or television reception, which can be determined by turning the equipment off and on, the user is encouraged to try to correct the interference by one or more of the following measures:

- Reorient or relocate the receiving antenna.
- Increase the separation between the equipment and receiver.
- Consult the dealer or an experienced radio/TV technician for help.




Operation

By pushing and quickly releasing the HEART BUTTON, you hear a roar with the light inside the button turning on to full intensity during the roar.

By pushing the HEART BUTTON, and holding it depressed for more than one second, then releasing it, you hear one of three phrases while the light inside the button flashes.

Heart Button



Kenner

©&© 1996 HASBRO, INC.
Pawtucket, Rhode Island 02862
All rights Reserved.



Dragonheart™ & © 1996
Universal City Studios, Inc.
All Rights Reserved. Licensed by
MCA/Universal Merchandising, Inc.

Made in China

53130600