

Ages 3 & Up
66797/66798


DIAL-A-DOCTOR BABY™

DOLL

The doctor's help is just a phone call away!

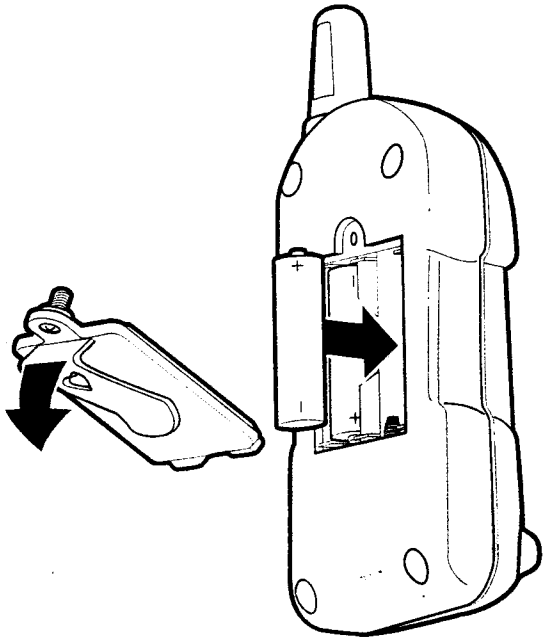
Requires 2 "AA" alkaline batteries (not included).

Phillips screwdriver (not included) needed to insert batteries.



Includes doll, pretend cell phone, play thermometer, pretend teething gel tube, pretend cold medicine bottle and spoon, bandage, and instructions.

TO INSTALL BATTERIES:



1. Using a Phillips screwdriver, loosen screw in battery compartment door on back of phone (screw will remain attached to door). Remove door.
2. Insert 2 new "AA" batteries into compartment as shown. Replace door and tighten screw using a Phillips screwdriver.

CAUTION: TO AVOID BATTERY LEAKAGE

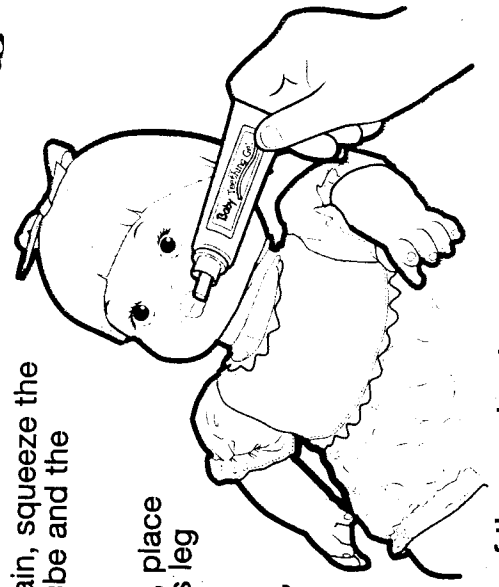
1. Be sure to insert the batteries correctly and always follow the toy and battery manufacturers' instructions.
2. Do not mix old batteries and new batteries.
3. Do not mix alkaline, standard (carbon zinc) or rechargeable (nickel-cadmium) batteries.
4. Always remove exhausted or dead batteries from the product.

PLAY FEATURES:

- Flip open the pretend cell phone to reveal the picture buttons.
- Press any of the number buttons on the phone to call the doctor's office. You can press either one button or a series of buttons.
- Press the picture button that corresponds to what is wrong with baby, to hear messages from the doctor that will help you make your sick baby well again.
- Use the magical accessories to follow the doctor's advice, and you'll make baby all better!
- The phone has an attachable belt clip that allows you to play with Dial-A-Doctor Baby anywhere you go.

HOW TO PLAY WITH THE MAGICAL MEDICAL ACCESSORIES:

- If baby has a fever, place the play thermometer in baby's mouth and push to see her temperature change.
- If baby has teething pain, squeeze the pretend teething gel tube and the pretend gel pops out.
- If baby has a boo-boo, place the bandage on baby's leg or arm.
- If baby has the sniffles, give her some pretend cold medicine.



Note: You can press any of the number buttons or picture buttons at any time, and in any order.

WASHING INSTRUCTIONS: SURFACE WASHABLE ONLY

FCC STATEMENT:

This equipment has been tested and found to comply with the limits for a Class B digital device, pursuant to part 15 of the FCC Rules. These limits are designed to provide reasonable protection against harmful interference in a residential installation. This equipment generates, uses and can radiate radio frequency energy, and, if not installed and used in accordance with the instructions, may cause harmful interference to radio communications. However, there is no guarantee that interference will not occur in a particular installation. If this equipment does cause harmful interference to radio or television reception, which can be determined by turning the equipment off and on, the user is encouraged to try to correct the interference by one or more of the following measures:

- Reorient or relocate the receiving antenna.
- Increase the separation between the equipment and the receiver.
- Consult the dealer or an experienced radio/TV technician for help.

Changes or modifications not expressly approved by the party responsible for compliance could void the user's authority to operate the equipment.

FILLING: ALL NEW MATERIALS: 100% POLYESTER FIBER.
REG. NO. PA-282

WE REALLY DO CARE!

If you have any questions, please call 1-800-327-8264
Or write (include name, address and phone number):
Hasbro, Inc.
Consumer Services
P.O. Box 200
Pawtucket, RI 02862-0200



Product and colors may vary.
© 1997 Hasbro, Inc.
® denotes Reg. U.S. Pat. & TM Office.
P/N 48-00300