


# Dino Snapper™

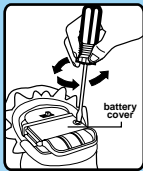


## BATTERY REPLACEMENT

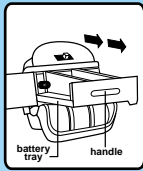
1. Pull apart Dino Snapper's snout and his mouth at the velcro closure, until you can see the battery compartment cover (ILLUSTRATION 1). Pull back the plush around the compartment.
2. Using a small Philip® screwdriver, turn the screw counter clockwise to loosen and then open battery cover. (ILLUSTRATION 2)
3. Pull battery tray out, remove old batteries, and insert 3 new "AA" batteries, taking care to line up the batteries, as indicated. (ILLUSTRATION 3 & 4)
4. Reinsert battery tray so that the plastic handle is facing you.
5. Close battery cover door and turn screw clockwise to tighten.
6. Move power switch to ON.
7. Press velcro parts together (near Dino Snapper's mouth) to cover battery door.



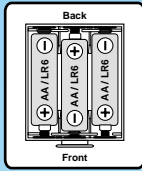
(ILLUSTRATION 1)



(ILLUSTRATION 2)



(ILLUSTRATION 3)



(ILLUSTRATION 4)

## CAUTION

To ensure proper function:


- Do not mix old and new batteries.
- Do not mix alkaline, standard or rechargeable batteries.
- Battery installation should be done by an adult.
- Non-rechargeable batteries are not to be recharged.
- Rechargeable batteries are to be removed from the toy before being charged (if removable).
- Rechargeable batteries are only to be charged under adult supervision (if removable).
- Only batteries of the same or equivalent type as recommended are to be used.
- Batteries are to be inserted with the correct polarity.
- Exhausted batteries are to be removed from the toy.
- The supply terminals are not to be short-circuited.
- Do not dispose of batteries in fire, batteries may explode or leak.

## PLAYING WITH DINO SNAPPER

1. To activate Dino Snapper's sound effects and wriggling action, open his mouth and attach him to your arm or any other object. (ILLUSTRATION 5)
2. He will wiggle his body and growl. To repeat, open his mouth again. (ILLUSTRATION 6)



(ILLUSTRATION 5)



(ILLUSTRATION 6)

**TIGER**  
ELECTRONICS

A division of Hasbro, Inc.

®, TM, & © 2001 Tiger Electronics  
All rights reserved.  
980 Woodlands Parkway,  
Vernon Hills, IL 60061, USA  
www.tigertoys.com

**MADE AND PRINTED  
IN CHINA**

Item No. 59788



© TAKARA 2000  
Manufactured for Tiger under  
license from Takara Co., Ltd.

## CAUTION: DEFAULT OR DAMAGE

To protect your Dino Snapper follow these instructions:

- Prevent spills of food and beverage on the unit.
- Do not submerge the product in water. If the product needs to be cleaned, wipe gently with a barely damp soft cloth.
- Do not throw or kick the product, and do not push sharp objects through the speaker openings.
- Do not put the unit in direct sunlight or near any source of heat.
- Designed for children ages 6 and up.

Adults should examine this unit periodically. If there is any damage, this unit must not be used until the damage has been properly removed or repaired by Tiger Electronics.

## 90-DAY LIMITED WARRANTY

Tiger Electronics (Tiger) warrants to the original consumer purchaser of this product that the product will be free from defects in materials or workmanship for 90 days from the date of original purchase. This warranty does not cover damages resulting from accident, negligence, improper service or use or other causes not arising out of defects in materials or workmanship.

During this 90-day warranty period, the product will either be repaired or replaced (at Tiger's option) without charge to the purchaser, when returned with proof of the date of purchase to either the dealer or to Tiger.

Product returned to Tiger without proof of the date of purchase or after the 90-day warranty period has expired, but prior to one year from the original date of purchase, will be repaired or replaced (at Tiger's option) for a service fee of U.S.\$10.00. Payments must be by check or money order payable to Tiger Electronics.

**The foregoing states the purchaser's sole and exclusive remedy for any breach of warranty with respect to the product.**

All product returned must be shipped prepaid and insured for loss or damage to:

Tiger Repair Department  
1000 N. Butterfield Road, Unit 1023  
Vernon Hills, IL 60061, U.S.A.

The product should be carefully packed in the original box or other packing materials sufficient to avoid damage during shipment. Include a complete written description of the defect, a check if product is beyond the 90-day warranty period, and your printed name, address and telephone number.

**THIS WARRANTY IS IN LIEU OF ALL OTHER WARRANTIES AND NO OTHER REPRESENTATIONS OR CLAIMS OF ANY NATURE SHALL BE BINDING ON OR OBLIGATE TIGER IN ANY WAY. ANY IMPLIED WARRANTIES APPLICABLE TO THIS PRODUCT, INCLUDING WARRANTIES OF MERCHANTABILITY AND FITNESS FOR A PARTICULAR PURPOSE, ARE LIMITED TO THE NINETY (90) DAY PERIOD DESCRIBED ABOVE. IN NO EVENT WILL TIGER BE LIABLE FOR ANY SPECIAL, INCIDENTAL, OR CONSEQUENTIAL DAMAGES RESULTING FROM POSSESSION, USE, OR MALFUNCTION OF THIS TIGER PRODUCT.**

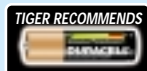
Some states do not allow limitations as to how long an implied warranty lasts and/or exclusions or limitations of incidental or consequential damages, so the above limitations and/or exclusions of liability may not apply to you. This warranty gives you specific rights, and you may also have other rights which vary from state to state.

For more information about Tiger Electronics, our products and special promotions, please visit our web site at: [www.tigertoys.com](http://www.tigertoys.com).

**This device complies with Part 15 of the FCC Rules. Operation is subject to the following two conditions:**

- 1) This device may not cause harmful interference and
- 2) This device must accept any interference received including interference that may cause undesired operation.

**3 AALR6  
BATTERIES  
REQUIRED  
(INCLUDED)**



Batteries should be replaced by an adult.

