

PLAYSKOOL

Door Knob Stops

INSTRUCTIONS

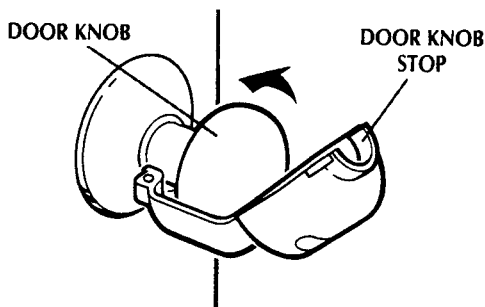
**DOOR KNOB STOPS MUST NOT BE USED TO PREVENT ACCESS TO HAZARDOUS AREAS.
DOOR KNOB STOPS ARE NOT A REPLACEMENT FOR ADULT SUPERVISION.**

Thank you for choosing this easy-to-install safety product from Playskool. Door Knob Stops help prevent baby from turning door knobs, but are specially designed to allow adults to open doors quickly and easily. We're sure you'll find them to be handy helpers around the home!

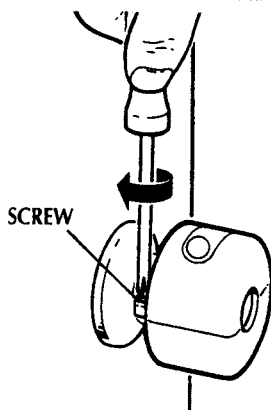


Questions? Call:
1-800-PLAYSKL™

INSTALLATION IS EASY!



1. Fit one half of Door Knob Stop around bottom of door knob, swing up other half and hold together.

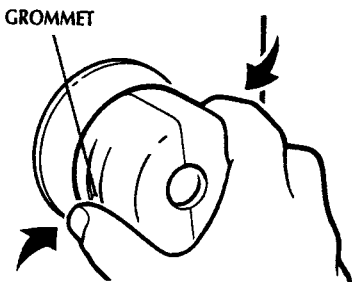


2. Tighten 2 screws into holes as shown.

TO ENSURE CORRECT INSTALLATION:

- A. Pull on Door Knob Stop to make sure it's securely fastened.
- B. Test Door Knob Stop by turning it (door knob should not turn).

FOR ADULT TO OPEN DOOR



Simply press the grommets on Door Knob Stop and turn.

To remove Door Knob Stop, loosen and remove screws.

©1993 Playskool Baby Inc., Northvale, NJ 07647 USA, a subsidiary of Hasbro, Inc. All Rights Reserved. ® denotes Reg. U.S. Pat. & 1st Office.

MADE IN CHINA.

9252 P/N 44823301