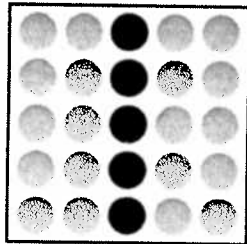
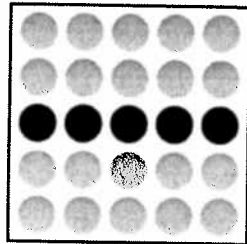


WHAT'S BINGO?

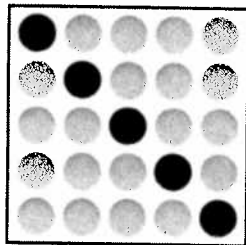
When a player covers five characters in a row with chips (either up and down, across, or diagonally) on his or her card, that's BINGO! As soon as you get BINGO, call it out immediately. See below for some examples.



UP AND DOWN



ACROSS



DIAGONALLY

HOW TO WIN

The first player to cover five Disney pals in a row and shout, "BINGO!" wins the game!



Bingo

• INSTRUCTIONS •



2 to 6
Players

OBJECT

Be the first player to get five Disney pals in a row. That's Bingo!

CONTENTS

- 6 Bingo Cards • 100 Chips
- Spinner

THE FIRST TIME YOU PLAY

1. Carefully remove the six cards from the cardboard sheets. Discard the cardboard waste.
2. Gently punch out all of the chips from the two cardboard sheets. Discard the cardboard waste.

SETUP

1. Place the chips within easy reach of all players.
2. Select one player to be the Bingo Master for the entire game. During the game, the Bingo Master will spin the spinner and then call out the color and character space spun!



3. Choose a card. All players (including the Bingo Master) do the same. Place any unused cards out of play.

HOW TO PLAY

1. The Bingo Master spins the spinner and calls out the color and character space the arrow points to. (If the arrow points to a line, just spin again.) See example in figure below.


2. Look to see if the color and character space just called out appears on your card. All players (including the Bingo Master) do the same.

• **If the space is on your card,** take a chip from the center pile and place it on that space on your card.

• **If the space is on your card and already covered with a chip,** do nothing.

• **If the space is NOT on your card,** do nothing.

CONTINUE PLAYING: Now repeat Steps 1 and 2 until a player shouts, "BINGO!" and wins the game.



For example: If the spinner arrow points to the color blue and Donald Duck's face, "Blue Donald Duck" is called out.