

Easy-Bake

AGES 8+

65751/65748 Asst.

Visit www.easybake.com
for great recipes, fun party
ideas, contests and
events!

NICK JR. ALL NEW
**BLUE'S
ROOM**


Blueberry Muffins

Thank you for choosing this EASY-BAKE®* mix set! Follow all instructions carefully to ensure that you have fun and get the best results!

Parents Please Note:

Wash all parts by hand thoroughly before use. Do not wash in dishwasher.

Mixes can also be used in your kitchen oven (bake at 375°F).



This set includes:

- 3 blueberry muffin mixes
- muffin pan
- 8 muffin cups

You will also need:

- mixing bowls
- EASY-BAKE baking pan
- tablespoon
- nonstick cooking spray

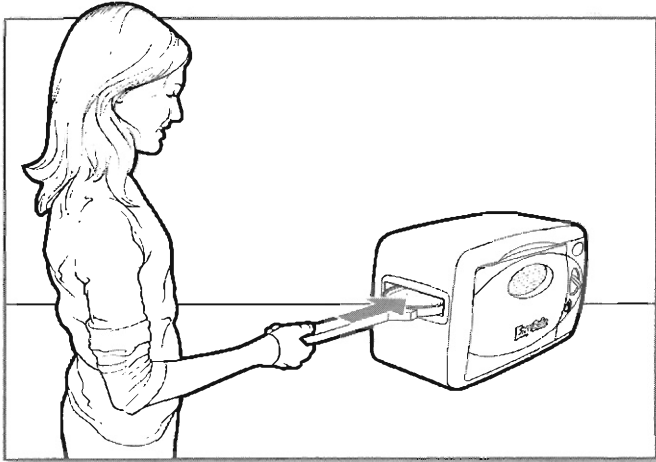
Food items manufactured for Hasbro, Inc.
© 2005 Viacom International Inc. All Rights Reserved.
Nickelodeon, Nick Jr., Blue's Room and all related titles, logos
and characters are trademarks of Viacom International Inc.
®* and/or ™* & © 2005 Hasbro. All Rights Reserved.
TM & © denote U.S. Trademarks.

Product and colors may vary.
Cooking times may vary.

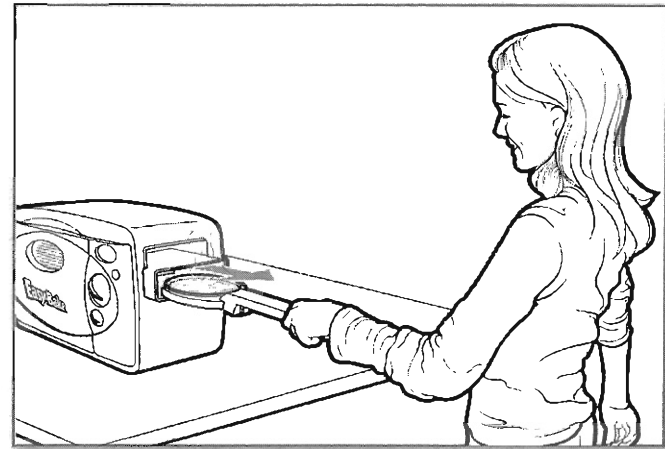
PN 6479290000

easybake.com
for great recipes, events and more!

Oven Basics



1. Preheat oven for 15 minutes.
2. Place baking pan in baking slot, then use pusher end of your pan tool to push pan into oven.
3. Make sure both metal doors are closed.
4. When baking time is done, use pusher end of pan tool to push through to cooling chamber. PAN IS HOT! Cool for 10 minutes.



5. Using holder end of pan tool, remove pan.
6. Unplug oven when finished baking. Wait for oven to cool, then wipe it down.

RECIPES

Blueberry Muffins



Preheat oven for 15 minutes

Spray pan with cooking spray

Makes 8 muffins

1. Pour contents of 1 muffin mix into a bowl and stir to break up lumps.
2. Add 1 tablespoon of water and stir to form dough.
3. Place muffin pan inside baking pan.
4. Pour batter into each section of the muffin pan and spread evenly. Do not completely fill the sections.
5. Follow "Oven Basics" instructions for using your oven.
6. Make sure both metal oven doors are closed. Bake for 11-13 minutes. Repeat for second batch.
7. Let cool for 10 minutes. Remove muffins from pan and place some in muffin cups for serving, if desired. Enjoy!

Blueberry Muffins with Butter or Jelly

Preheat oven for 15 minutes

Spray pan with cooking spray

Makes 8 muffins

NOTE: You will need butter or your favorite jelly from home.

1. Pour contents of 1 muffin mix into a bowl and stir to break up lumps.
2. Add 1 tablespoon of water and stir to form dough.
3. Place muffin pan inside baking pan.
4. Pour batter into each section of the muffin pan and spread evenly. Do not completely fill the sections.
5. Follow "Oven Basics" instructions for using your oven.


(cont. on back)

Cut out cards and add to your recipe box!


easybake.com



Visit www.easybake.com for great recipes,
fun party ideas, contests and events!



GO TO
easybake.com
For great recipes, events and more!



Blueberry Muffins with Butter or Jelly (cont.)

6. Make sure both metal oven doors are closed. Bake for 11-13 minutes. Repeat for second batch.
7. Let cool for 10 minutes. Remove muffins from pan.
8. Break muffins in half and spread butter or your favorite jelly on the muffin halves. Put the muffin halves back together.
9. Eat and enjoy!

Cut out cards and add to your recipe box!