
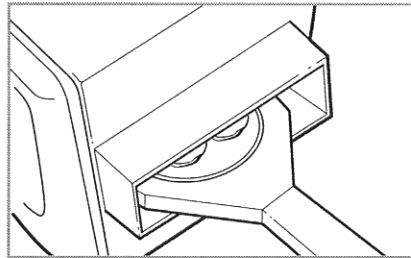
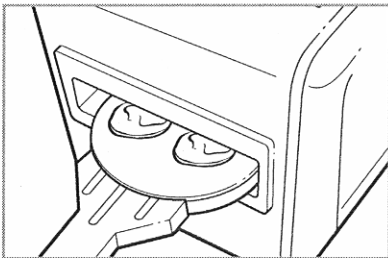


## CHOCOLATE CHIP COOKIES

- 1 packet makes about 6 cookies or 1 large cookie.
- Preheat EASY-BAKE®\* Oven for 15 minutes.
- Spray EASY-BAKE®\* baking pan with nonstick cooking spray.



1. Pour contents of mix envelope into mixing bowl. Add 3/4 teaspoon of water and mix with a spoon.



2. Drop small amounts of dough into the baking pan. Bake about 3 cookies in a pan at one time or 1 large cookie.
3. Use the EASY-BAKE®\* pan pusher to insert pan into EASY-BAKE®\* Oven. Be sure to insert pan far enough so that metal door closes. Bake cookies in EASY-BAKE®\* Oven for 6-8 minutes.
4. When baking time is complete, use pan pusher to push baking pan all the way through to cooling chamber. Allow cookies to cool in cooling chamber for 10 minutes. Then, remove the pan with the pan pusher. When cool, remove cookies from pan.

*Enjoy your delicious cookie creations!*

***If you have any questions, comments, or need additional information concerning this product or its parts, please call our Hasbro Consumer Affairs hotline at 1-800-327-8264, Monday through Friday during business hours (Eastern Time).***

***Look for all the EASY-BAKE®\* brand food mixes and accessories!***

CHIPS AHOY! is a registered trademark of Kraft Foods Holdings, Inc., used under license.  
Mixes manufactured for Hasbro, Inc.  
®\* and/or ™\* & © 2003 Hasbro. All Rights Reserved.  
® denotes Reg. U.S. Pat. & TM Office.  
65424/65425 Asst. P/N 6290560000

**EASYBAKE.COM**  
FOR NEW PRODUCTS AND OFFERS

# Easy-Bake®\*

AGES 8+  
65424/65425 Asst.

## Kids' Favorites Chocolate Chip Cookies

Thank you for choosing this special EASY-BAKE®\* mix pack! For maximum enjoyment of this product, be sure to follow all instructions carefully.

Mixes can also be used in your kitchen oven (bake at 375°).

### This set includes:

- 4 chocolate chip cookie mixes

### You will also need:

- mixing bowl
- teaspoon

