

Chocolate Cookies



Preheat oven for 15 minutes.
Spray pan with nonstick cooking spray.
Makes 1 large cookie or 6 small cookies.

1. Empty cookie mix into a mixing bowl. Add 1 teaspoon of water and mix to form dough.
2. Sprinkle your hands with flour. Shape dough into one large ball or 6 small balls.
3. Flatten cookie balls between hands.
4. Place cookies in pan(s).
5. Follow "Oven Basics" instructions for using your oven.
6. Bake for 6-8 minutes. Cool for 10 minutes.

Award-Winning Mom Cake (cont.)

3. Mix two packages of EASY-BAKE vanilla frosting mix and add blue food coloring to make frosting blue.
4. Frost both the cakes.
5. With white gel frosting, create a sweet message for your mom and outline the ribbons of the cake.
6. Decorate the cake with jellybeans and other candies.

Cut out cards and add to your recipe box!

Easy-Bake

Want to be famous?

Visit www.easybake.com to enter the EASY-BAKE "Chef of the Year" contest!

Cookie Party™ Bake Set

Thank you for choosing this special EASY-BAKE refill pack! Follow all instructions carefully to ensure that you have fun and get the best results!

Parents Please Note:
Wash all parts by hand thoroughly before use.
Do not wash in dishwasher.

Mixes can also be used in your kitchen oven (bake at 375°).



This set includes:

- 2 sugar cookie mixes
- 2 chocolate cookie mixes
- EASY-BAKE accessories

You will also need:

- mixing bowls
- EASY-BAKE baking pan
- teaspoon
- flour
- Nonstick cooking spray

Food items manufactured for Hasbro, Inc.
© 2004 Hasbro, Inc. All Rights Reserved.
P/N 6398190000

Product and colors may vary.

EASYBAKE.COM
FOR NEW PRODUCTS AND OFFERS

Questions? Call: 1-800-327-8264

AGES 8+

65564/65505 Asst.

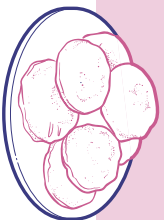
Easy-Bake® Recipes

Sugar Cookies

Preheat oven for 15 minutes.

Spray pan with nonstick cooking spray.

Makes 1 large cookie or 6 small cookies.



1. Empty cookie mix into a mixing bowl. Add 1 teaspoon of water and mix to form dough.
2. Sprinkle your hands with flour. Shape dough into one large ball or 6 small balls.
3. Flatten cookie balls between hands.
4. Place cookies in pan(s).
5. Follow "Oven Basics" instructions for using your oven.
6. Bake for 6-8 minutes. Cool for 10 minutes.

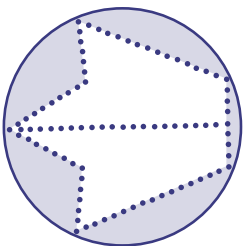
Award-Winning Mom Cake

You will need these items from home and/or from your local EASY-BAKE retailer:

- 2 EASY-BAKE cake mixes, any flavor
- 2 EASY-BAKE vanilla frosting mixes
- Blue food coloring
- White gel frosting
- Jellybeans or other candies

Directions:

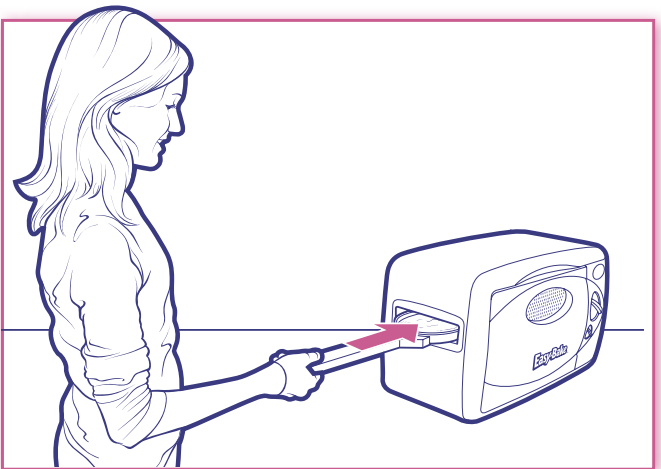
1. Prepare and bake two EASY-BAKE cakes according to the package instructions.
2. Once the cakes have cooled, cut one into ribbon shape (see illustration to the right).



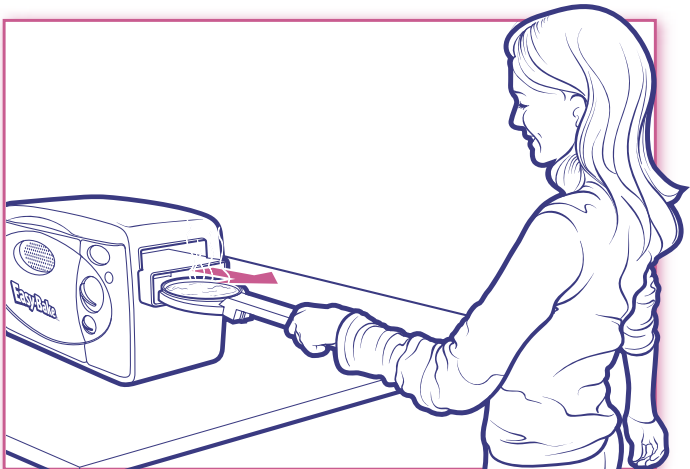
cont. on back

Cut out cards and add to your recipe box!

Oven Basics



- 1) Preheat oven for 15 minutes.
- 2) Place baking pan in baking slot, then use pusher end of your pan tool to push pan into oven.
- 3) Make sure both metal doors are closed.
- 4) When baking time is done, use pusher end of pan tool to push through to cooling chamber. PAN IS HOT! Cool for ten minutes.



- 5) Using holder end of pan tool, remove pan.
- 6) Unplug oven when finished baking. Wait for oven to cool, then wipe it down.