


# Easy-Bake

AGES 8+

65749/65748 Asst.

Visit [www.easybake.com](http://www.easybake.com)  
for great recipes, fun party  
ideas, contests and  
events!



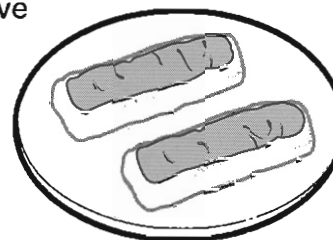
## Cinnamon Sticks

Thank you for choosing this EASY-BAKE®\* mix set!  
Follow all instructions carefully to ensure that you have  
fun and get the best results!

**Parents Please Note:**

Wash all parts by hand thoroughly before use.  
Do not wash in dishwasher.

Mixes can also be used in your kitchen oven  
(bake at 375°F).



**This set includes:**

- 2 cinnamon sticks mixes
- 2 vanilla frosting mixes

**You will also need:**

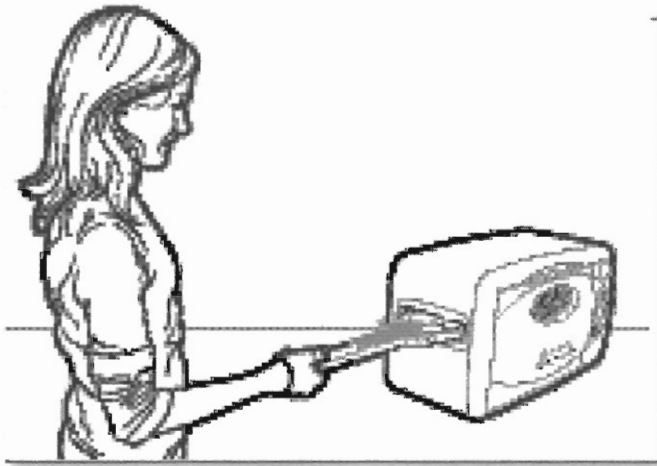
- mixing bowls
- EASY-BAKE baking pan
- ½ teaspoon
- nonstick cooking spray

Food items manufactured for Hasbro, Inc. © 2005 Viacom International Inc. All Rights Reserved. Nickelodeon, Nick Jr., Dora the Explorer, SpongeBob SquarePants, Blue's Room and all related titles, logos and characters are trademarks of Viacom International Inc. SpongeBob SquarePants created by Stephen Hillenburg. ®\* and/or ™\* & © 2005 Hasbro. All Rights Reserved. TM & © denote U.S. Trademarks.

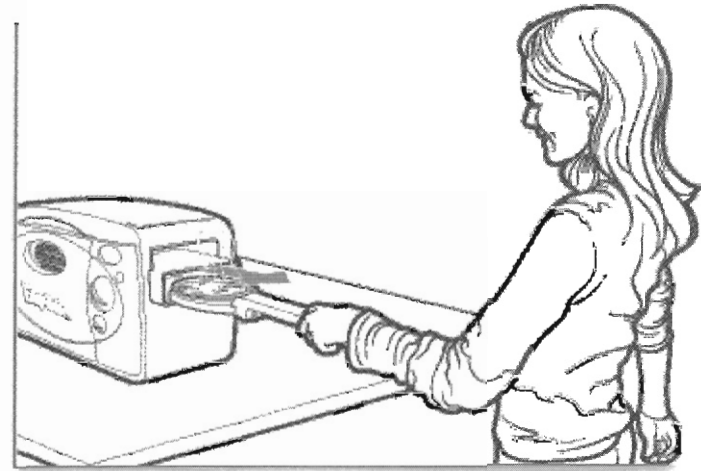
Product and colors may vary.  
Cooking times may vary.  
P/N 6479230000

[easybake.com](http://easybake.com)  
For great recipes, events and more!

## Oven Basics




- 1) Preheat oven for 15 minutes.
- 2) Place baking pan in baking slot, then use pusher end of your pan tool to push pan into oven.
- 3) Make sure both metal doors are closed.
- 4) When baking time is done, use pusher end of pan tool to push through to cooling chamber. **PAN IS HOT!** Cool for 10 minutes.



- 5) Using holder end of pan tool, remove pan.
- 6) Unplug oven when finished baking. Wait for oven to cool, then wipe it down.

# RECIPES

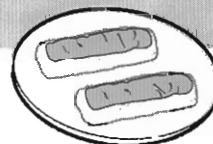
## Cinnamon Sticks



**Preheat oven for 15 minutes**  
**Spray pan with cooking spray**  
**Makes 2 cinnamon sticks**

1. Pour contents of 1 cinnamon stick mix into a bowl and stir to break up lumps.
2. Add  $\frac{1}{2}$  teaspoon of water and stir to form dough.
3. Divide dough into 2 equal parts. Roll each piece into a stick shape.
4. Follow "Oven Basics" instructions for using your oven.
5. Make sure both metal oven doors are closed. Bake for 7-9 minutes.
6. Let cool for 10 minutes and follow "Vanilla Frosting" instructions.

## Vanilla Frosting



**Makes enough for 2 cinnamon sticks**

1. Pour contents of 1 frosting mix into a bowl.
2. Add  $\frac{1}{2}$  teaspoon of water and stir until smooth. For thinner frosting, stir in a few extra drops of water.
3. Spread frosting over cinnamon sticks.
4. Eat and enjoy!


***Cut out cards and add to your recipe box!***

## More Baking Fun!

Look for these other Nickelodeon and Nick Jr. mixes!  
(Each sold separately.)



Blue's Room™  
Blueberry Muffins




SpongeBob  
Squarepants™ Krabby  
Patties™ Mix

easybake.com



Visit [www.easybake.com](http://www.easybake.com) for great recipes,  
fun party ideas, contests and events!



GO TO  
**easybake.com**  
For great recipes, events and more!



*Cut out cards and add to your recipe box!*