

Easy-Bake

AGES 8+

65585/65591 Asst.

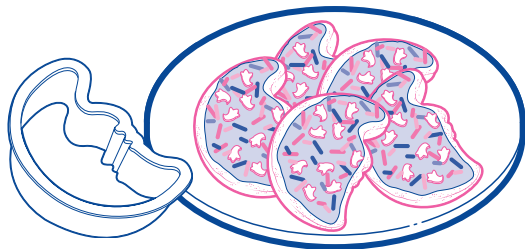
Visit www.easybake.com
for great recipes, fun party
ideas, contests and
events!

Half-Moon Cookies

Thank you for choosing this EASY-BAKE mix set!
Follow all instructions carefully to ensure that you have
fun and get the best results!

Parents Please Note:
Wash all parts by hand thoroughly before use.
Do not wash in dishwasher.

Mixes can also be used in your kitchen oven
(bake at 375°F).



This set includes:

- 1 sugar cookie mix
- 1 orange frosting mix
- 1 packet of ghost confetti
- 1 half-moon shaped cookie cutter

You will also need:

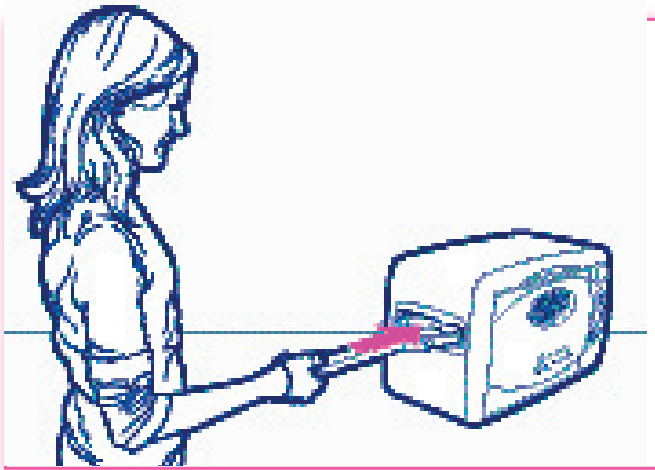
- mixing bowls
- EASY-BAKE baking pan
- teaspoon
- nonstick cooking spray
- flour

Food items manufactured for Hasbro, Inc.
© 2005 Hasbro. All Rights Reserved.
TM & ® denote U.S. Trademarks.

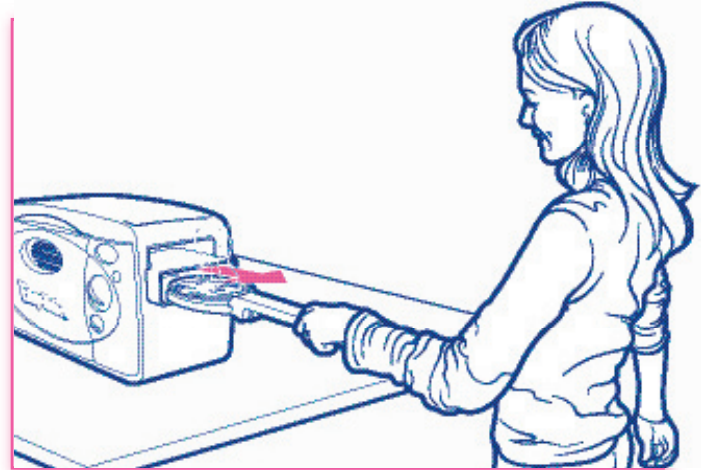
Product and colors may vary.
Cooking times may vary.
P/N 6470190000

easybake.com
For great recipes, events and more!

Oven Basics



- 1) Preheat oven for 15 minutes.
- 2) Place baking pan in baking slot, then use pusher end of your pan tool to push pan into oven.
- 3) Make sure both metal doors are closed.
- 4) When baking time is done, use pusher end of pan tool to push through to cooling chamber.
PAN IS HOT! Cool for 10 minutes.



- 5) Using holder end of pan tool, remove pan.
- 6) Unplug oven when finished baking. Wait for oven to cool, then wipe it down.

RECIPES

Half-Moon Cookies



Preheat oven for 15 minutes

Spray pan with cooking spray

Makes 4-6 cookies

1. Pour contents of cookie mix into a bowl and stir to break up lumps.
2. Add 1 teaspoon of water and stir to form dough.
3. Sprinkle your hands with flour and roll dough out flat. Use cookie cutter to shape dough and make fun Halloween cookies!
4. Place 1 cookie in baking pan. Repeat until all cookies are baked.
5. Follow "Oven Basics" instructions for using your oven.
6. Make sure both metal oven doors are closed. Bake for 6-8 minutes.
7. Let cool for 10 minutes and follow "Frosting & Confetti" instructions.

Sugar Cookies



Preheat oven for 15 minutes

Spray pan with cooking spray

Makes 8 cookies

1. Pour contents of sugar cookie mix into a bowl and stir to break up lumps.
2. Add 1 teaspoon of water and stir to form dough.
3. Sprinkle your hands with flour and shape dough into 8 small balls.
4. Flatten cookie balls and place 3 cookies in baking pan. Repeat until all cookies are baked.
5. Follow "Oven Basics" instructions for using your oven.
6. Make sure both metal oven doors are closed. Bake for 8-10 minutes.
7. Let cool for 10 minutes and follow "Frosting & Confetti" instructions.

Cut out cards and add to your recipe box!

Frosting & Confetti



Makes enough for one batch of cookies

1. Pour contents of frosting mix into a bowl.
2. Add $\frac{1}{2}$ teaspoon of water and stir until smooth. For thinner frosting, stir in a few extra drops of water.
3. Spread frosting over cookies.
4. To complete your creation, sprinkle the confetti on your cookies.
5. Eat and enjoy!

easybake.com



Visit www.easybake.com for great recipes, fun party ideas, contests and events!



GO TO
easybake.com
For great recipes, events and more!



Cut out cards and add to your recipe box!