

# Easy-Bake

AGES 8+

65740/65756 Asst.

Visit [www.easybake.com](http://www.easybake.com)  
for great recipes, fun party  
ideas, contests and  
events!

## Lil' Bratz

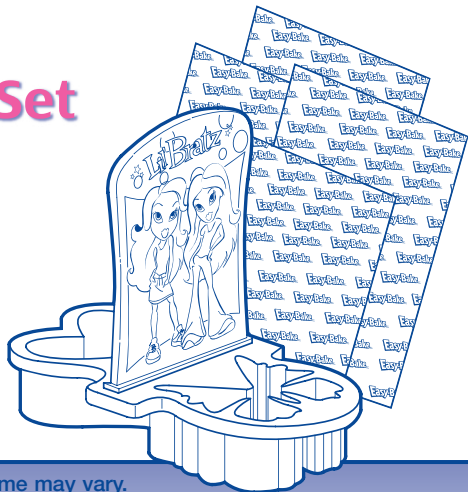
### Strawberry Cookies Bake Set

Thank you for choosing this EASY-BAKE cookie bake set!

Follow all instructions carefully to ensure that you have fun and get the best results!

Parents Please Note: Wash all parts by hand thoroughly before use. Do not wash in dishwasher.

Mixes can also be used in your kitchen oven (bake at 375°)



This set includes:

- 2 strawberry cookie mixes
- 1 aqua-colored frosting mixer
- 1 packet of multi-colored flower confetti
- 1 cookie cutter (2 parts)

You will also need:

- mixing bowls
- EASY-BAKE baking pan
- teaspoon
- non-stick cooking spray
- spatula
- flour



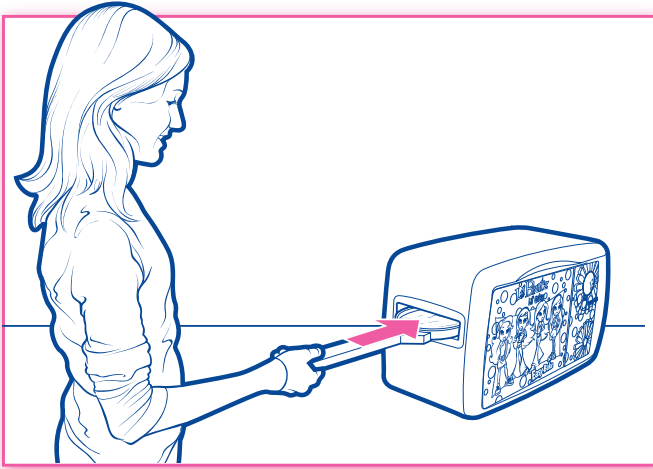
TM & © 2004 MGA Entertainment, Inc.  
"Bratz" and all related logos, names,  
characters and distinctive likeness  
are the exclusive property of MGA  
Entertainment, Inc. All Rights Reserved.

Cooking time may vary.  
Product and colors may vary.  
Food items manufactured for Hasbro, Inc.  
©\* and/or TM\* & © 2004 Hasbro.  
All Rights Reserved. PN 6428050000

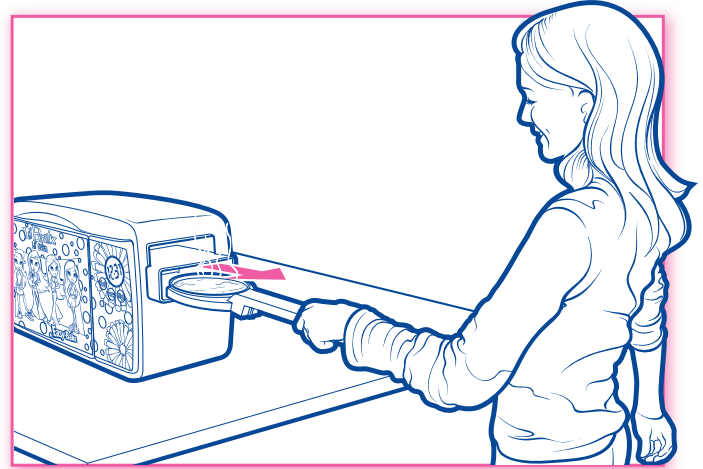


Questions? Call: 1-800-327-8264

# Oven Basics



- 1) Preheat oven for 15 minutes.
- 2) Place baking pan in baking slot, then use pusher end of your pan tool to push pan into oven.
- 3) Make sure both metal doors are closed.
- 4) When baking time is done, use pusher end of pan tool to push through to cooling chamber. PAN IS HOT! Cool for ten minutes.



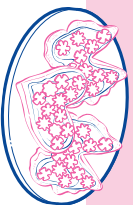
- 5) Using holder end of pan tool, remove pan.
- 6) Unplug oven when finished baking. Wait for oven to cool, then wipe it down.

# Easy-Bake®\* Recipes

## Strawberry Cookies

Preheat oven for 15 minutes

Spray baking pan with non-stick cooking spray



Makes about 6 small cookies or 1 large cookie

1. Empty cookie mix into a bowl. Add 1 teaspoon of water and stir to form dough.
2. Sprinkle hands and a clean surface with flour. Use surface to shape dough into one large ball.
3. Flatten cookie ball between hands. You can use your cookie cutter to make cool LIL' BRATZ™ cookies!
4. Place cookie(s) in pan(s).
5. Follow "Oven Basics" instructions for using your oven.
6. Bake for 10-15 minutes, cool for 10 minutes, then decorate (see "Frosting and Flower Confetti" instructions on back).

## Yummy Yogurt Delight

You will need the following item from home:

-Yogurt

It's easy to make a tasty yogurt treat with the LIL' BRATZ™!

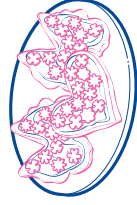
1. Follow the instructions for Strawberry Cookies.
2. Put your favorite flavor yogurt into a bowl and top with a strawberry cookie!
3. Eat and enjoy a tasty treat!

*Cut out cards and add to your recipe box!*

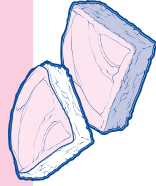
## Frosting and Flower Confetti

Makes frosting for one pan of cookies

1. Empty frosting mix into a mixing bowl.
2. Add 2 teaspoons of warm water and stir until smooth.  
For thinner frosting, stir in a few extra drops of water.
3. Spread frosting over cookies with spatula.
4. Sprinkle cookies with flower confetti.



[easybake.com](http://easybake.com)

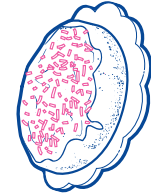


Look for fun **EASY-BAKE®\*** recipes, activities, party ideas and cooking tips!

**GO TO**



Questions? Call: 1-800-327-8264



*Cut out cards and add to your recipe box!*