

# Easy-Bake

## Lil Bratz

AGES 8+

65740/65756 Asst.

Visit [www.easybake.com](http://www.easybake.com)  
for great recipes, fun party  
ideas, contests and  
events!


## Strawberry Cookies Bake Set

Thank you for choosing this EASY-BAKE®\* mix set!  
Follow all instructions carefully to ensure that you  
have fun and get the best results!

Parents Please Note:

Wash all parts by hand thoroughly before use.  
Do not wash in dishwasher.

Mixes can also be used in your kitchen oven  
(bake at 375°F).



This set includes:

- 2 strawberry cookie mixes
- 1 aqua-colored frosting mix
- 1 packet of multi-colored flower confetti
- 1 cookie cutter (2 parts)

You will also need:

- mixing bowls
- EASY-BAKE®\* baking pan
- teaspoon
- non-stick cooking spray
- flour



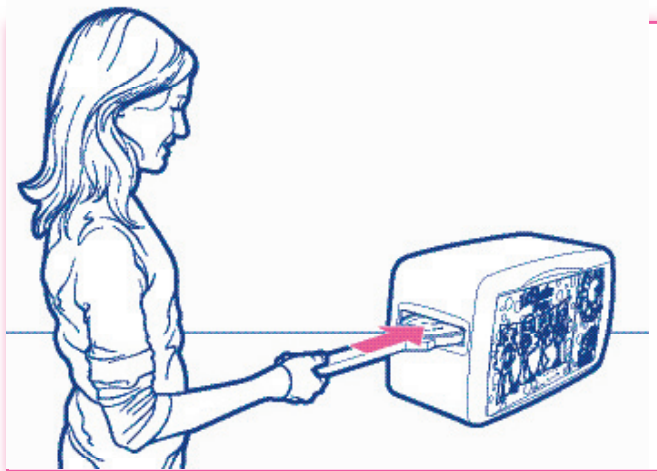
TM & © 2004 MGA Entertainment, Inc.  
“Bratz” and all related logos, names, characters and distinctive likenesses are the exclusive property of MGA Entertainment, Inc.  
All Rights Reserved.

Cooking time may vary.  
Product and colors may vary.  
Food items manufactured for Hasbro, Inc.  
®\* and/or TM\* & © 2004 Hasbro. All Rights Reserved.  
TM & ® denote U.S. Trademarks.

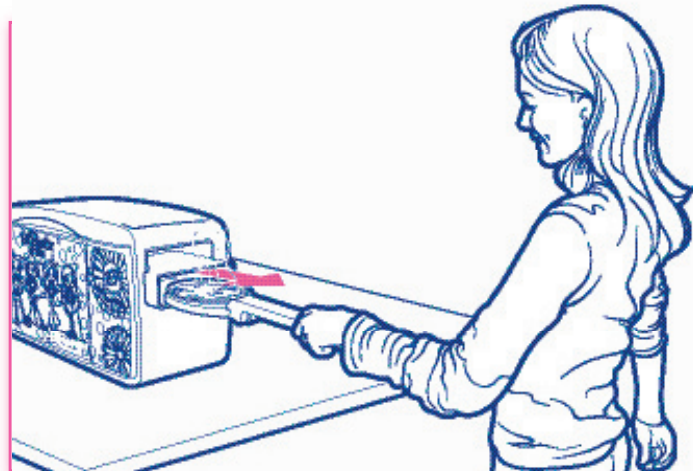
[easybake.com](http://easybake.com)  
For great recipes, events and more!

PN 6428050100

## Oven Basics



- 1) Preheat oven for 15 minutes.
- 2) Place baking pan in baking slot, then use pusher end of your pan tool to push pan into oven.
- 3) Make sure both metal doors are closed.
- 4) When baking time is done, use pusher end of pan tool to push through to cooling chamber. PAN IS HOT! Cool for ten minutes.



- 5) Using holder end of pan tool, remove pan.
- 6) Unplug oven when finished baking. Wait for oven to cool, then wipe it down.

# RECIPES

## Lil' Bratz™ Strawberry Cookies




**Preheat oven for 15 minutes**

**Spray pan with cooking spray**

**Makes 6-8 cookies**

1. Pour contents of strawberry cookie mix into a bowl and stir to break up lumps.
2. Add  $\frac{3}{4}$  teaspoon of water and stir to form dough.
3. Sprinkle your hands with flour and roll dough out flat. Use cookie cutter to shape cool Lil' Bratz cookies!
4. Place cookies in baking pan. Repeat until all cookies have been baked.
5. Follow "Oven Basics" instructions for using your oven.
6. Make sure both metal oven doors are closed. Bake for 8-10 minutes.
7. Let cool, then follow "Frosting & Flower Confetti" instructions. .

## Strawberry Cookies



**Preheat oven for 15 minutes**

**Spray pan with cooking spray**

**Makes 6 cookies**

1. Pour contents of strawberry cookie mix into a bowl and stir to break up lumps.
2. Add  $\frac{3}{4}$  teaspoon of water and stir to form dough.
3. Sprinkle your hands with flour and shape dough into 6 small balls.
4. Flatten cookie balls and place 3 cookies in baking pan. Repeat for second batch.
5. Follow "Oven Basics" instructions for using your oven.
6. Make sure both metal oven doors are closed. Bake for 8-10 minutes.
7. Let cool. Eat and enjoy!

***Cut out cards and add to your recipe box!***

## Frosting & Flower Confetti

Makes enough for 6 cookies



1. Pour contents of frosting mix into a bowl.
2. Add  $\frac{1}{2}$  teaspoon of water and stir until smooth. For thinner frosting, stir in a few extra drops of water.
3. Spread frosting over cookies. Then decorate cookies with flower confetti!
4. Eat and enjoy!

**easybake.com**



Visit [www.easybake.com](http://www.easybake.com) for great recipes, fun party ideas, contests and events!



GO TO

**easybake.com**  
For great recipes, events and more!



***Cut out cards and add to your recipe box!***