

Easy-Bake

AGES 8+

65796/65756 Asst.

Visit www.easybake.com
for great recipes, fun party
ideas, contests and
events!

Scooby-Doo™ Devil's Food Cake Bake Set

Thank you for choosing this EASY-BAKE®* mix set!
Follow all instructions carefully to ensure that you have
fun and get the best results!

Parents Please Note:

Wash all parts by hand thoroughly before use. Do
not wash in dishwasher.

Mixes can also be used in your kitchen oven
(bake at 375°F).



This set includes:

- 1 devils food cake mix
- 1 chocolate frosting mix
- 1 packet of candy dog bones
- 1 Scooby-Doo™ cake topper

You will also need:

- mixing bowl
- EASY-BAKE®* baking pan
- mixing spoon
- teaspoon and ½ teaspoon
- non-stick cooking spray

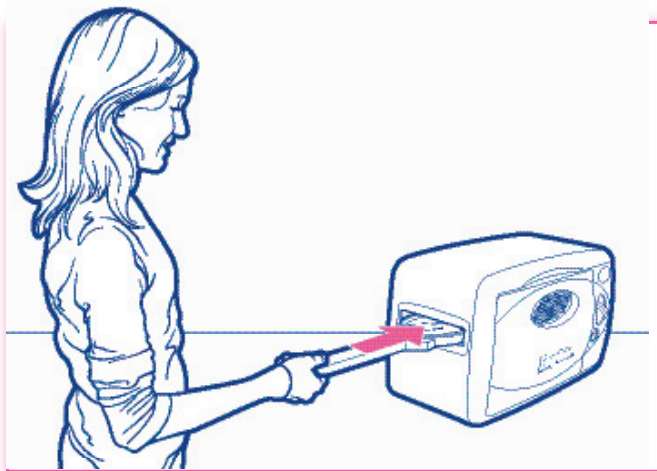
CARTOON NETWORK and logo are trademarks of and © Cartoon Network. SCOOPY-DOO and all related characters and elements are trademarks of and © Cartoon Network. WB SHIELD: TM & © Warner Bros. (s03) TM & © 2004 MGA Entertainment, Inc. "Bratz" and all related logos, names, characters and distinctive likeness are the exclusive property of MGA Entertainment, Inc. All Rights Reserved.

Food items manufactured for Hasbro, Inc.
®* and/or ™* & © 2004 Hasbro.
All Rights Reserved.
TM & © denote U.S. Trademarks.
PN 6333970200

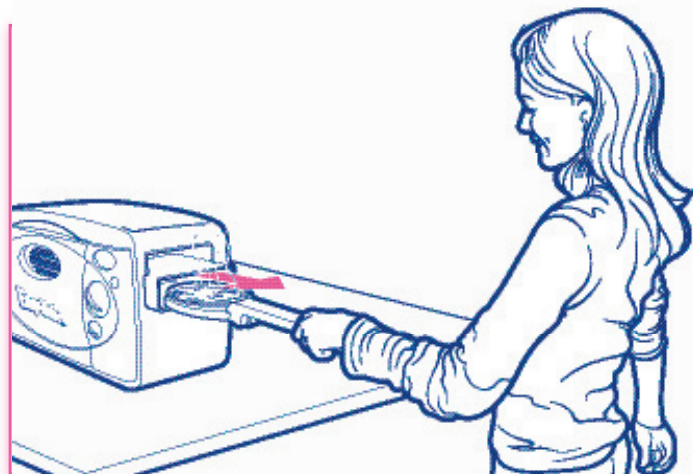
Product and colors may vary.
Cooking times may vary.

easybake.com
For great recipes, events and more!

Oven Basics



- 1) Preheat oven for 15 minutes.
- 2) Place baking pan in baking slot, then use pusher end of your pan tool to push pan into oven.
- 3) Make sure both metal doors are closed.
- 4) When baking time is done, use pusher end of pan tool to push through to cooling chamber. PAN IS HOT! Cool for 10 minutes.



- 5) Using holder end of pan tool, remove pan.
- 6) Unplug oven when finished baking. Wait for oven to cool, then wipe it down.

RECIPES

Devil's Food Cake

Preheat oven for 15 minutes
Spray pan with cooking spray
Makes one cake



1. Pour contents of cake mix into bowl and stir to break up lumps.
2. Add 2 teaspoons of water and stir to form batter.
3. Pour batter into baking pan and spread evenly.
4. Follow "Oven Basics" instructions for using your oven.
5. Make sure both metal oven doors are closed. Bake for 10-12 minutes.
6. Let cool for 10 minutes and follow "Chocolate Frosting & Candy Dog Bones" instructions.

Chocolate Frosting & Candy Dog Bones


Makes enough for one cake

1. Pour contents of frosting mix into a bowl.
2. Add ½ teaspoon of water and stir until smooth. For thinner frosting, stir in a few extra drops of water.
3. Spread frosting over cake.
4. To complete your creation, decorate with candy dog bones, then place the SCOOPY-DOO™ cake topper on the cake!
5. Eat and enjoy!



Cut out cards and add to your recipe box!

Look for these other great EASY-BAKE®* mixes!



My Little Pony®*
Sugar Cookies
Bake Set

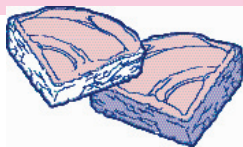


Lil' Bratz™
Strawberry
Cookies Bake Set



Birthday Cake
Bake Set

easybake.com



Visit www.easybake.com for great recipes,
fun party ideas, contests and events!



GO TO
easybake.com
For great recipes, events and more!



Cut out cards and add to your recipe box!