

MONOPOLY

BRAND

AGE
8+



FREE PARKING

CONTENTS

Wobbly board, 20 taxis and 8-sided die.

AIM OF THE GAME

Take it in turns to balance a taxi on the wobbly board. The first player to get rid of all their taxis by balancing them on the board wins. Watch out! Any taxis that fall off the board during your turn go back into your pile.

SET-UP

1. Hold the lid still and twist the bowl clockwise. Then lift the lid off to get the taxis out. See figures 1 and 2.

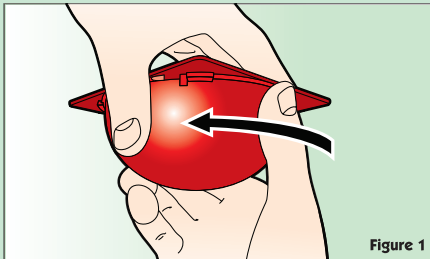


Figure 1

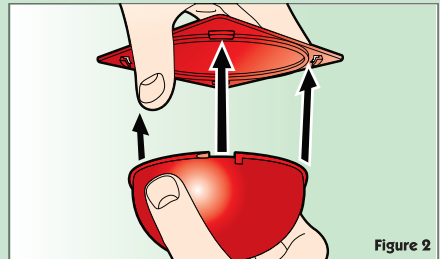


Figure 2

2. Put the lid back on top and twist the bowl anticlockwise until it locks in place.
3. Your wobbly board is ready! Place it in the middle where everyone can reach.

Important: Play MONOPOLY Free Parking on a **hard surface**.

4. Share the taxis equally between all players.
 - 2 players = 10 taxis each
 - 3 players = 6 taxis each, with 2 spare. Put the spares to one side.
 - 4 players = 5 taxis each
5. Put your taxis in a pile in front of you. You're ready to play!
6. The player who makes the best car noise goes first. Play continues to the left.

ON YOUR TURN

1. **Roll the die.** What did you roll?



Balance one of your taxis on the board, in that colour zone.




Balance one of your taxis in any zone.



Take a taxi from each player. **If you take their last taxi, they win the game.** Place one of your taxis anywhere on the board.

TIPS FOR PARKING

- Taxis can point in any direction.
- Stack taxis on their sides, their roofs or on top of each other, if you want.
- If you rolled a colour, at least two of your taxi's wheels must be in that colour zone. See Figure 3.
- If your taxi is not parked properly, take it off the board and try again.



2. Wait for the wobble... Your turn is not over until the board stops swaying! Did any taxis fall off the board?

- If they didn't, well done!
- If they did, those taxis are now yours. Pick them up and put them in your pile.

3. Your turn is over. The player on your left now takes their turn.

WINNING

Keep playing until one player gets rid of all their taxis by balancing them on the board. If the board stops wobbling and no taxis have fallen off, they are the winner!

PLAYING WITH CLASSIC MONOPOLY

Spice up your MONOPOLY game by adding a Taxi Challenge!

Place a taxi on Free Parking. Place the wobbly board and 5 taxis on the table next to it. When you land on Free Parking, complete the Taxi Challenge! Balance all 5 taxis on the wobbly board and you win a free taxi ride to any space on the MONOPOLY track.

- Roll the die. What did you roll?



= Balance one of your taxis on the board, in that colour zone.



= Balance one of your taxis in any zone.



= You lose!

- If your taxi balances, roll again. If after 5 rolls you have 5 taxis on the board, you win! Move to any space on the track and take the action for that space (see your MONOPOLY rules).

Tip: Use your free taxi ride to sneak past expensive properties without paying rent!

- If any taxis fall off, or you rolled the jailer, you lose! Leave your mover on Free Parking. Your turn is over.

STORAGE

Take the lid off the bowl, put everything inside it and then put the lid back on.

The HASBRO, PARKER BROTHERS and MONOPOLY names and logos, as well as the distinctive design of the gameboard, the four corner squares, the MR. MONOPOLY name and character, and each of the distinctive elements of the board and playing pieces are trademarks of Hasbro for its property trading game and game equipment.

© 1935, 2009 Hasbro. All rights reserved.

Distributed in the United Kingdom by Hasbro UK Ltd., Caswell Way, Newport NP19 4YH. Tel: 00800 22427276.

Distributed in Australia by Hasbro Australia Limited, 570 Blaxland Road, Eastwood, NSW 2122, Australia. Tel: 1300 138 697.

Distributed in New Zealand by Hasbro NZ (a branch of Hasbro Australia Limited),

221 Albany Highway, Auckland, New Zealand. Tel: 0508 828 200.

Distributed in the USA by Hasbro, Pawtucket, RI 02862 USA.

www.hasbro.co.uk

050900176102 00



050900176102 00 MONOPOLY FREE PARKING Instructions (UK)

Originator: KH

Approval: FINAL

ROD: 00.00

File Name: 00176i102.indd