

pocket pogo™



# MONOPOLY

## SLOTS

Spin the Wheel to Score Big!

### INSTRUCTIONS

AGES 8+

### CONTENTS

Game Unit

### OBJECT OF THE GAME

Spin the wheel to try to score as many points as possible.

### GAME SUMMARY

Monopoly Slots features a 3 wheel, 5 line slot "machine" screen. Select from 1 to 5 lines to bet on, and place 1 to 5 point bets on each line; or, press MAX to automatically spin with a bet of 5 points on each of the 5 lines (25 points). Payouts are based on getting 2 or 3 icons in a row – starting with the first wheel on the left. "Wild" icons also appear on the wheels to improve your odds.

As play progresses, your winnings will go up or down. A negative number means you're in debt!

Special flashing icons earn you Monopoly game pawns which appear at the top of the screen. When you have 6 Monopoly pawns, you earn bonus points.

### A LOOK AT YOUR GAME UNIT

#### 3 WHEELS

**BET:** Press repeatedly to bet 1 to 5 points per line.

**LINES:** Press repeatedly to select 1 to 5 lines to bet on.

**ON:** Press to turn game on. Also "wakes up" game from sleep mode.

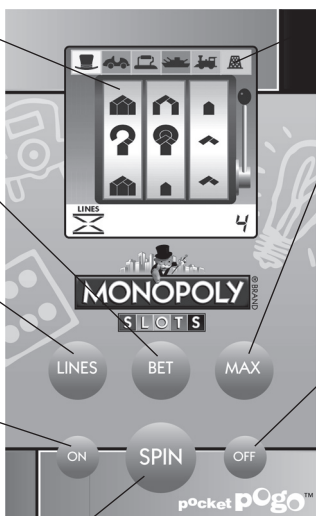
**SPIN:** Press to spin the wheels.

**RESET (ON BACK):** Push in if game malfunctions (erases score).

**BONUS PAWNS:** Collect all 6 for bonus payout.

**MAX:** Press to automatically spin with a bet of 5 points on each of the 5 lines.

**OFF:** Press and hold to turn game off. Previous score will be retained.



**NOTE:** If no buttons are pressed for about 40 seconds, the game will go into "sleep mode." To "wake up" the game, press ON.

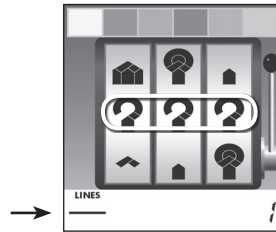
## PLAYING THE GAME

### SELECT LINES

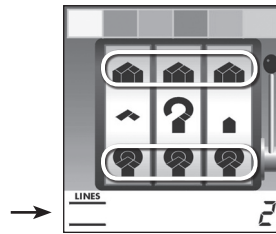
You may select from 1 to 5 lines to bet on by repeatedly pressing the LINES button.

### SELECT BET AMOUNT

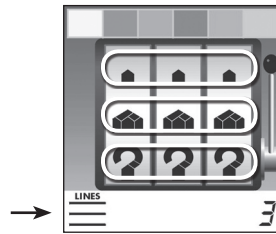
You may select a bet of 1 to 5 points (per line) by repeatedly pressing the BET button.



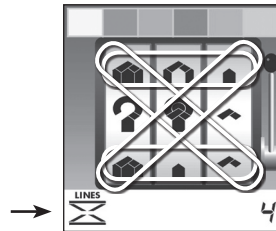
1 line = bet choices of 1, 2, 3, 4 or 5 pts.



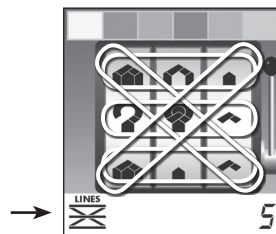
2 lines = bet choices of 2, 4, 6, 8 or 10 pts.



3 lines = bet choices of 3, 6, 9, 12 or 15 pts.



4 lines = bet choices of 4, 8, 12, 16 or 20 pts.



5 lines = bet choices of 5, 10, 15, 20 or 25 pts.

### TWO WAYS TO PLACE YOUR BET

**Select bet amount:** You may select a bet of 1 to 5 points (per line) by repeatedly pressing the BET button. After selecting your lines and bets, press SPIN.

**Select MAX:** You may press MAX to automatically spin the wheels with the maximum of 5 points on 5 lines (which will cost you 25 points).

## GET CONNECTED at **pogo.com™**

To get your Club Pogo™ 30-day membership, access [www.pogo.com/pocket](http://www.pogo.com/pocket)\*, and enter the 20-digit code that appears on the back label of your game unit. Then start enjoying all that Club Pogo™ has to offer!

- Play hundreds of exciting games, some of which are exclusive to Club Pogo™
- Earn rewards and points
- Connect with a fun game-loving community
- Show your personality with fun profile images
- Have a chance to win cash and prizes\*\*

\* Requires internet access and valid pogo account. You must be 13+ to register with EA online. Codes must be redeemed by 12/31/2010.

\*\* NO PURCHASE NECESSARY to enter or win. Must be 13+ to enter prize drawings. Other restrictions apply. Go to [www.pogoprizerules.com](http://www.pogoprizerules.com) for complete rules.

## WINNING COMBINATIONS

When you spin, your bets are automatically deducted from your score. Payouts are based on spinning combinations of 2 or 3 icons in a row, either horizontally or diagonally (depending on the lines you selected). However, the matching combinations must begin on the first (left) wheel. Combinations that begin on the second (middle) wheel do not count.

Winning combinations are shown below.

Spin	Payout per point bet	Spin	Payout per point bet
	500		50
	50		10
	100		5
	25		1

**The WILD Icon:** This icon assumes the identity of any icon to its left on a wheel. It is not considered part of a combination if it appears on the first (left) wheel. For example, a combination of counts as 3 houses. However, a combination of has no value.

## PAYOUTS

After each wheel stops spinning, any payout you receive is displayed at the bottom of the screen. If you have a new high score and/or payout, it will also appear at the bottom of the screen.

## BONUS PAWNS

Whenever this special property icon flashes on a line on which you placed a bet, you earn a bonus Monopoly pawn, which will appear at the top of the screen. If you earn all 6 pawns, you'll win a surprise bonus!

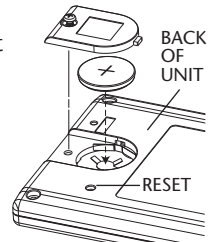
## HIGH SCORE & HIGH PAYOUT

To view your highest score and highest payout at any time, press and hold OFF, then press ON. After displaying these scores, the game continues where you left off by displaying your most recent score. These scores will be retained until the battery is replaced or the reset button is pushed.

To replace the battery: Loosen the screw on the battery compartment, located on the back of the game unit, and remove the door. Insert the battery "+" side up into the battery compartment as shown. Then replace the door, tighten the screw, and push in RESET.

## **1x** CR2032 Lithium BATTERY INCLUDED

Replace with 1 x 3.0V "CR2032" lithium battery. Phillips/cross head screwdriver (not included) needed to replace battery.



## IMPORTANT: BATTERY INFORMATION

### CAUTION:

1. As with all small batteries, the battery used with this product should be kept away from small children who still put things in their mouths. If it is swallowed, promptly see a doctor and have the doctor phone (202) 625-3333 collect. If you reside outside the United States, have the doctor call your local poison control center.
2. Always follow the instructions carefully. Use only the battery specified and be sure to insert it correctly by matching the + and - polarity markings.
3. Remove exhausted or dead battery from the product.
4. Remove battery if product is not to be played with for a long time.
5. Do not short-circuit the supply terminals.
6. Should this product cause, or be affected by, local electrical interference, move it away from other electrical equipment. Reset (switching off and back on again or removing and re-inserting batteries) if necessary.
7. RECHARGEABLE BATTERIES: Do not mix these with any other types of batteries. Always remove from the product before recharging. Recharge batteries under adult supervision. DO NOT RECHARGE OTHER TYPES OF BATTERIES.



"NOTE TO UK Consumers:

This product and its battery must be disposed of separately at your local waste recycling centre. Do not dispose of in your household waste bin."

## MAINTENANCE

- Handle the game carefully.
- Store the game away from dusty or dirty areas.
- Keep the game away from moisture or temperature extremes.
- Do not disassemble the game. If a problem occurs, push in RESET on back; or remove and reinsert the battery to reset the computer; or try a new battery.

We will be happy to hear your comments or questions about this game. Write to Hasbro Games, Consumer Affairs Department, P.O. Box 200, Pawtucket, RI 02862. Tel: 888-836-7025 (toll-free). Canadian consumers please write to: Hasbro Canada, 2350 de la Province, Longueuil, QC Canada J4G 1G2. European consumers please write to: Hasbro UK Ltd. Hasbro Consumer Affairs, P.O. Box 43, Caswell Way, Newport, Wales, NP19 4YD; or telephone our Helpline on 00800 22427276.

© 2009 Hasbro, Pawtucket, RI 02862. All Rights Reserved. TM & © denote U.S. Trademarks.

EA, the EA logo, Club Pogo, Pocket Pogo and pogo.com are trademarks or registered trademarks of Electronic Arts Inc. in the U.S. and/or other countries. 05287-1

