

Ages 4 & Up

# Fantastic SAND Sculptures™




**WARNING:**

CHOKING HAZARD- Small parts.  
Not for children under 3 years.

## INSTRUCTIONS

Thank you for choosing this fun-filled activity set that lets you create unique, brightly colored sand designs. For maximum enjoyment of this toy, please read these instructions carefully.

If you have any questions, comments, or need additional information concerning this product or its parts, please call our Hasbro Consumer Service hotline at 1-800-327-8264, Monday through Friday, 8:00 AM to 5:00 PM Eastern Time.




Includes 4 bottles of sand (including 1 bottle of glow-in-the-dark sand), 6 design shapes, 5 stands and sticker/label sheet.

FOUR BOTTLES OF SAND; TOTAL WEIGHT 11.97 OZ. (339.60g e).

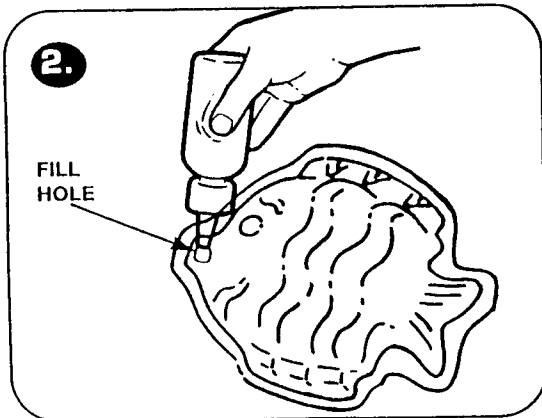
**Kenner®**

## TO MAKE FANTASTIC SAND SCULPTURES . . .



- \* Select a design shape. To remove shape from frame, push in on an edge, then pull out. If you have difficulty or if trimming is required when removing shapes from frame, use safety scissors.


\* Select the bottles of sand you plan to use. Unscrew and remove cover from each bottle. Peel away the clear seal covering the bottle opening. Screw on bottle cover and discard seal. Remove cap from tip of bottle cover.



- \* With fill hole in design shape **facing up**, place tip of bottle into fill hole and pour in sand. To fill shape with sand, tilt shape in the direction you want the sand to flow. To add variety to your design, pour in layers of sand in different colors. And

for a design shape that glows in the dark, pour the white sand into the shape.


- \* Seal fill hole with a clear, round sticker from sticker/label sheet.



**PEEL AND APPLY LABELS AS SHOWN TO DECORATE YOUR DESIGN SHAPES.**



**LABEL SHEET**



\* To display your new creations, place them on a stand as shown. You can also apply double-stick tape (not included) to your sand designs and adhere them to refrigerators and other places you would like them to be displayed.

\* If you have added glow-in-the-dark sand to your design shapes, be sure to hold them up to a light so that they will glow when placed in darkness.

**PLEASE NOTE:**

Design shapes are reusable. However, it may be somewhat difficult to remove ALL the sand from a design shape once it has been filled.

After using sand, be sure to replace caps on bottles so that sand will not spill.

8542-

NONTOXIC CONFORMS TO ASTM D-4236  
©1995 Hasbro, Inc. Pawtucket, RI 02862 USA. All Rights Reserved.  
® denotes Reg. U.S. Pat. & TM Office.  
U.S. Patent Pending  
**MADE IN THE USA.**  
8542 P/N 46064301