

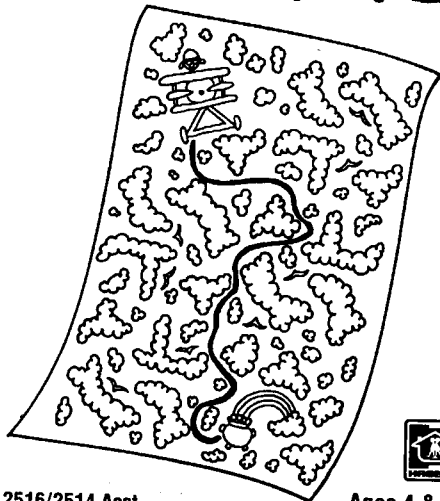
Now use a pencil to travel through the maze and solve the puzzle! You can re-arrange the plates in any way to create a new maze to solve. Every maze is different, with over 1,000 combinations in all!

©1992 Hasbro, Inc., Pawtucket, RI 02862 USA. All Rights Reserved.
® denotes Reg. U.S. Pat. & TM Office.
U.S. Patent Pending. **MADE IN USA.**
2516/2514 Asst. P/N 43841600

Instructions

TRAVEL

Amazing MAZES™

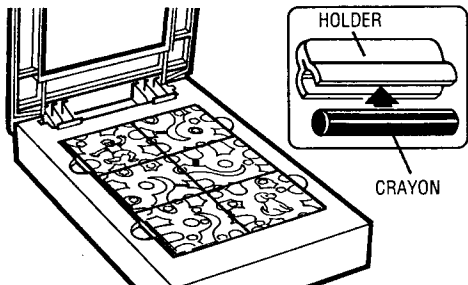


2516/2514 Asst.

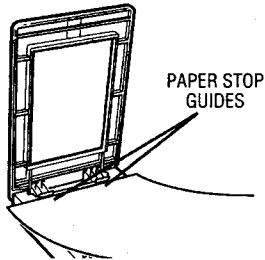


Ages 4 & Up

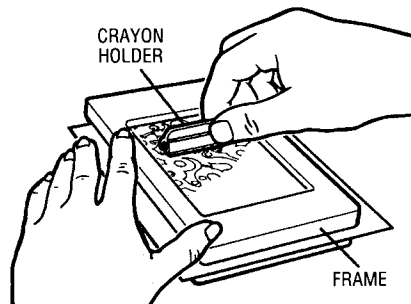
PLEASE NOTE: To remove parts from runner frame, simply twist off. After removing parts, use safety scissors to trim all excess plastic.




1. Choose 6 plates **with the same maze theme** and place them in the tray in any arrangement you like. Snap crayon securely into crayon holder.



2. Place a sheet of paper under the frame firmly against paper stop guides.



3. Rub the crayon holder softly against the paper in a circular motion. **FOR BEST RESULTS, HOLD FRAME DOWN AND KEEP CRAYON LEVEL.** The frame should also be cleaned periodically.



4. Place paper on a flat surface and use the colored pencils to color in your maze.